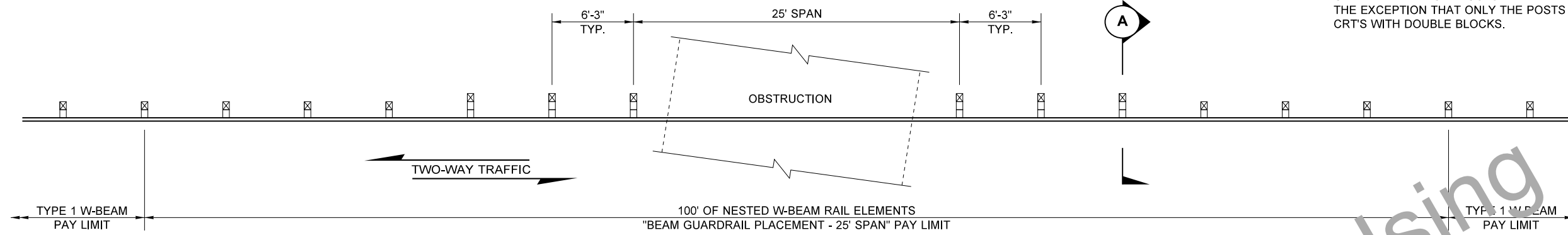
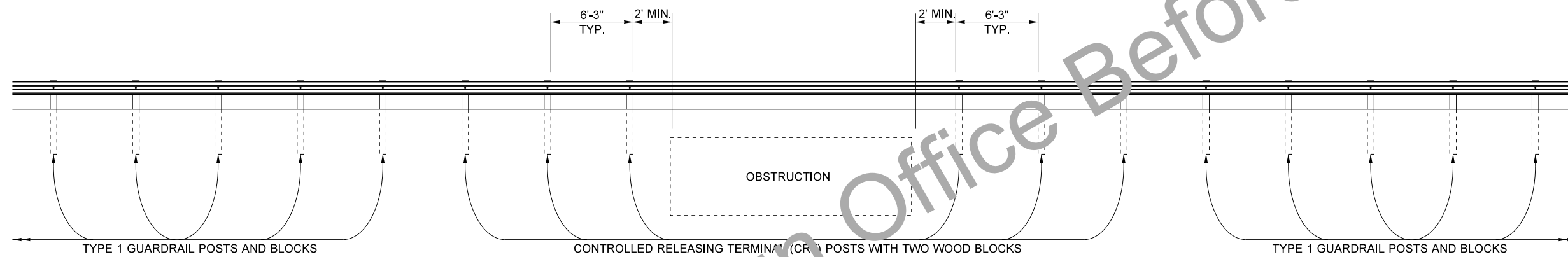


NOTES

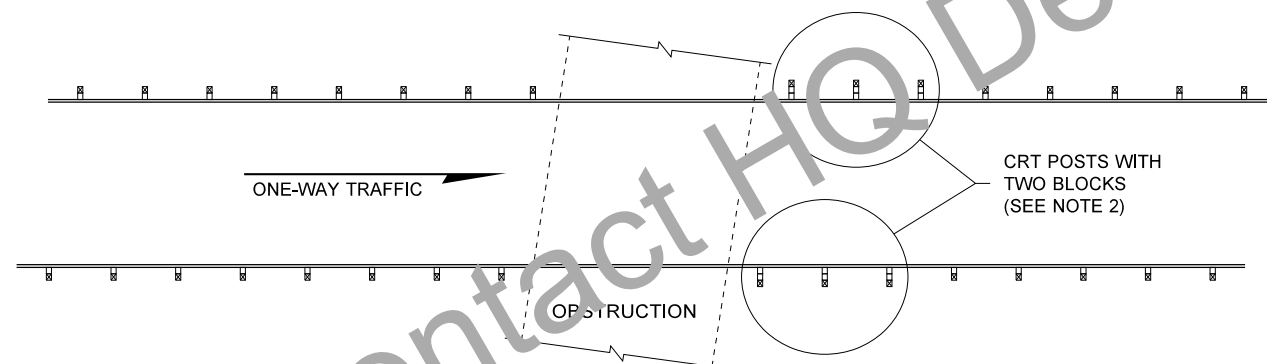
1. SEE **STANDARD PLAN C1b** FOR ADDITIONAL DETAILS.
2. ONE-WAY TRAFFIC LAYOUTS ARE IDENTICAL TO THE TWO-WAY LAYOUT WITH THE EXCEPTION THAT ONLY THE POSTS TRAILING THE SPAN NEED TO BE CRT'S WITH DOUBLE BLOCKS.



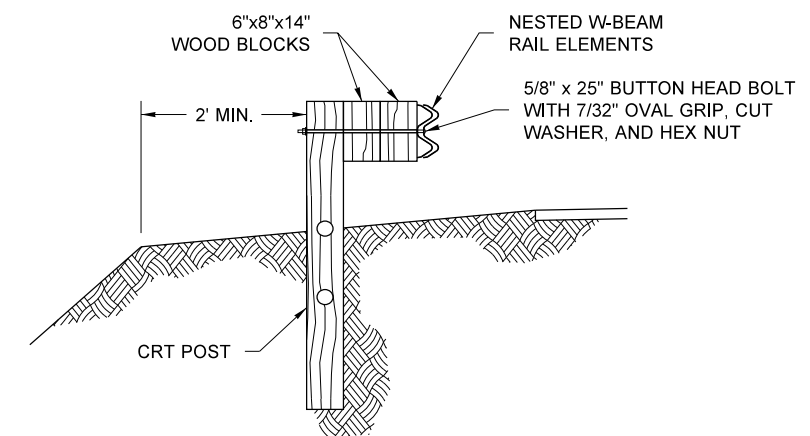
PLAN



**ELEVATION
CASE 21**



ONE-WAY TRAFFIC LAYOUT



SECTION A

TYPE 1 GUARDRAIL PLACEMENT 25' SPAN (CASE 21)

FILE NAME		S:\Design R P & S\4-Standards\2-Plan Sheet Library\02-PSL Work in Progress\C series conversion\TB-c2o\TB-c2o.dgn		REGION NO.		STATE		FED.AID PROJ.NO.		Plot 1	
TIME		10:10:37 AM		10		WASH				PLAN REF NO	
DATE		8/2/2018								TB-C2o	
PLOTTED BY		liddelf		JOB NUMBER						SHEET	
DESIGNED BY				CONTRACT NO.		LOCATION NO.				1	
ENTERED BY										OF	
CHECKED BY										1	
PROJ. ENGR.										SHEETS	
REGIONAL ADM.		REVISION		DATE		BY		DATE			

