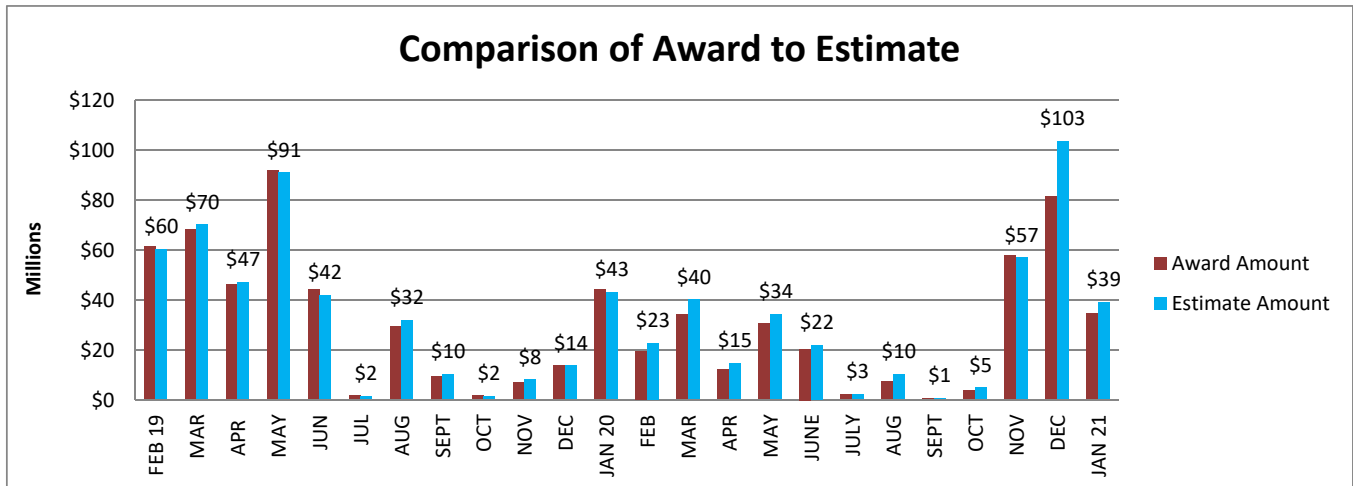


## Awarded Design Bid-Build Contracts: Award to Estimate with Average Number of Bidders by February 2019 - January 2021



Month	Average Number of Bidders	Number of Projects	Engineer's Estimate	Contract Award Amount	Percent Difference Between Estimate and Award
February-19	4	9	60,258,813	61,530,344	2.1
March	3	26	\$70,160,026.00	\$68,253,254.00	-2.7
April	4	14	\$47,114,458.00	\$46,308,187.00	-1.7
May	3	14	\$90,943,628.00	\$92,031,185.00	1.2
June	3	11	\$41,831,401.00	\$44,422,886.00	6.2
July	4	3	\$1,707,391.00	\$1,756,071.00	2.9
August	4	5	\$31,841,973.00	\$29,721,793.00	-6.7
September	5	4	\$10,432,638.00	\$9,614,977.00	-7.8
October	8	1	\$1,524,717.00	\$1,788,863.00	17.3
November	4	6	\$8,123,551.00	\$7,079,566.00	-12.9
December	4	6	\$13,836,162.00	\$14,038,164.00	1.5
January-20	3	11	\$43,314,305.00	\$44,461,471.00	2.6
February	5	10	\$22,617,249.00	\$19,448,139.00	-14
March	5	5	\$40,184,808.00	\$34,324,550.00	-14.6
April	4	11	\$14,815,642.00	\$12,282,952.00	-17.1
May	3	12	\$34,337,191.00	\$30,675,287.00	-10.7
June	5	8	\$21,904,179.00	\$20,511,844.00	-6.4
July	4	3	\$2,502,440.00	\$2,484,450.00	-0.7
August	4	6	\$10,409,043.00	\$7,478,581.00	-28.2
September	4	2	\$815,020.00	\$728,554.00	-10.6
October	5	4	\$4,999,176.00	\$3,910,663.00	-21.8
November	4	6	\$56,977,221.00	\$57,966,138.00	1.7
December	5	12	\$103,483,514.00	\$81,525,699.00	-21.2
January-21	4	12	\$39,172,832.00	\$34,613,080.00	-11.6

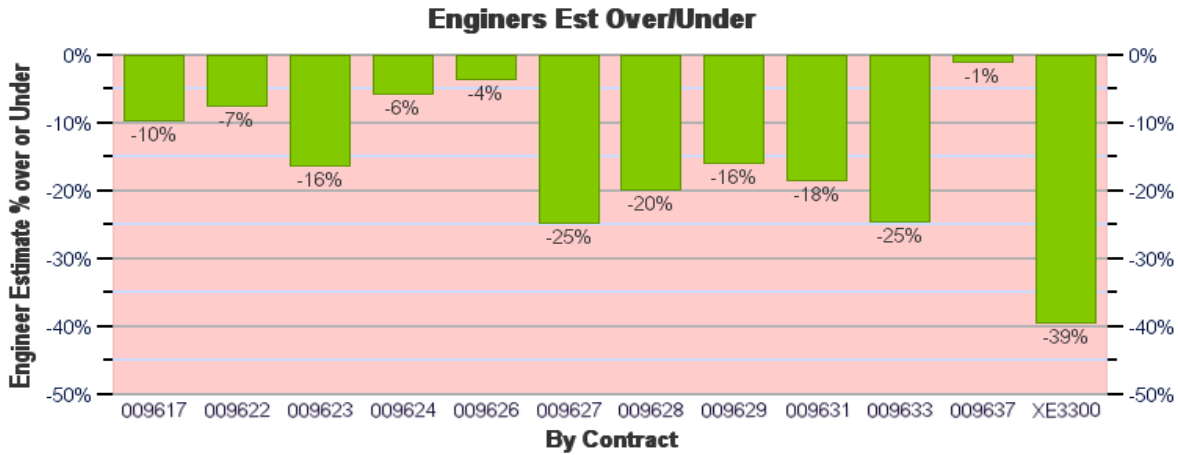
Note: Does not include Design Build, Emergency Contracts, On-Call, Single Source or Region Level Small Works Projects



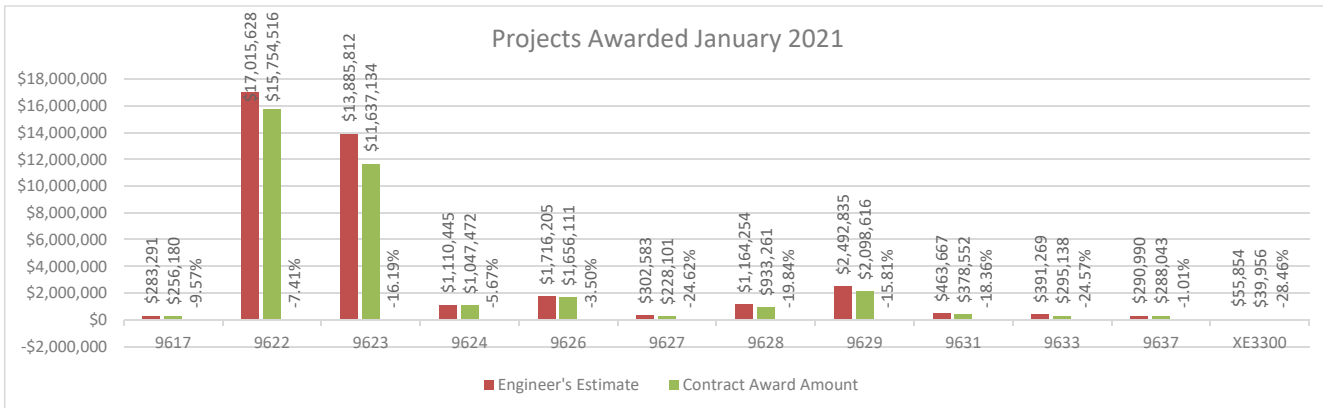
**Washington State  
Department of Transportation**

For more information, please call the WSDOT Construction Office at (360) 705-7820 or visit <http://www.wsdot.wa.gov/business/construction>

## Award to Estimate Comparison with the Number of Bidders for January 2021



Contract Number	Title	Award Date	Number of Bidders	Engineer's Estimate	Contract Award Amount	Over / Under Percent
9617	Eagle Harbor Maintenance Facility Physical	1/14/2021	4	\$283,291	\$256,180	-9.57%
9622	Nb Seneca St Vic To Sr 520 Mobilty Improv	1/21/2021	4	\$17,015,628	\$15,754,516	-7.41%
9623	Barker Rd Bnsf Grade Separation Spokane	1/28/2021	5	\$13,885,812	\$11,637,134	-16.19%
9624	Us 2 Et Al, 2021 Strategic Pavement Preser	1/14/2021	3	\$1,110,445	\$1,047,472	-5.67%
9626	2021 Scr Regionwide-Chip Seal Chip Seal	1/20/2021	3	\$1,716,205	\$1,656,111	-3.50%
9627	Sr 8 And Sr 507, Thurston County Stormwa	1/14/2021	5	\$302,583	\$228,101	-24.62%
9628	Sr 17, S Of Rd M Se Railroad Crossing Imp	1/14/2021	3	\$1,164,254	\$933,261	-19.84%
9629	Sr 26 Et Al, 2021 Eastern Region Chip Seal	1/14/2021	5	\$2,492,835	\$2,098,616	-15.81%
9631	Us 2 Et Al, Ncr 19-21 Regionwide Curve Wa	1/21/2021	5	\$463,667	\$378,552	-18.36%
9633	Us 2, Ninth Street Curb Ramp Upgrades	1/21/2021	4	\$391,269	\$295,138	-24.57%
9637	Eastside Oroville Rd Railroad Crossing Imp	1/28/2021	3	\$290,990	\$288,043	-1.01%
XE3300	Sr 516 Vic To S 204th-Demo 4 (Small Work	1/14/2021	4	\$55,854	\$39,956	-28.46%

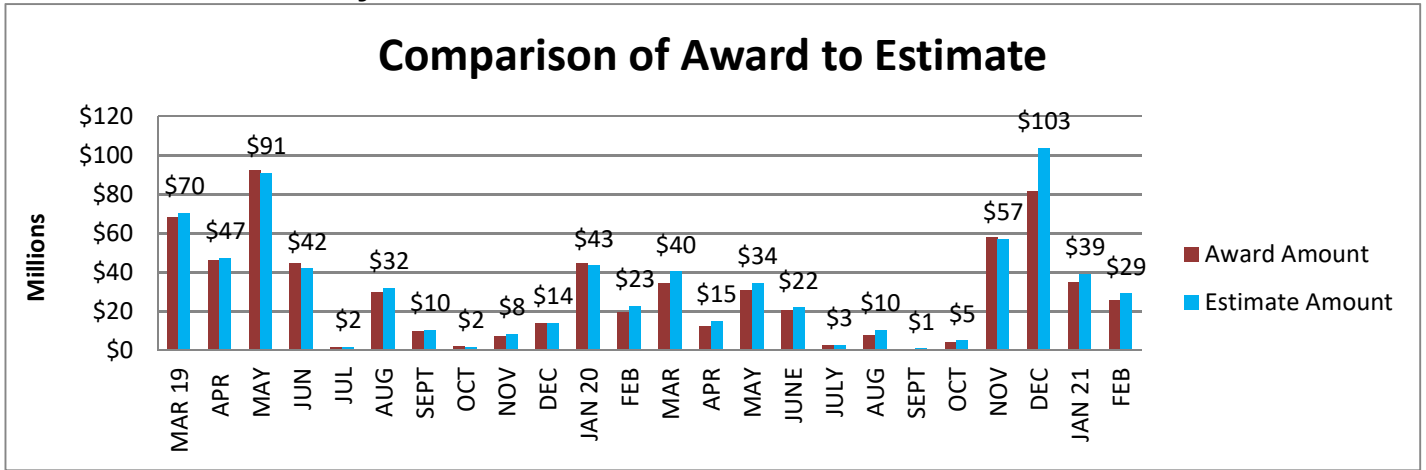


Note: Does not include Design Build, Emergency Contracts, On-Call, Single Source or Region Level Small Works Projects



For more information, please call the WSDOT Construction Office at (360) 705-7820 or visit <http://www.wsdot.wa.gov/business/construction>

## Awarded Design Bid-Build Contracts: Award to Estimate with Average Number of Bidders by Month March 2019 - February 2021



Month	Average Number of Bidders	Number of Projects	Engineer's Estimate	Contract Award Amount	Percent Difference Between Estimate and Award
March	3	26	\$70,160,026.00	\$68,253,254.00	-2.7
April	4	14	\$47,114,458.00	\$46,308,187.00	-1.7
May	3	14	\$90,943,628.00	\$92,031,185.00	1.2
June	3	11	\$41,831,401.00	\$44,422,886.00	6.2
July	4	3	\$1,707,391.00	\$1,756,071.00	2.9
August	4	5	\$31,841,973.00	\$29,721,793.00	-6.7
September	5	4	\$10,432,638.00	\$9,614,977.00	-7.8
October	8	1	\$1,524,717.00	\$1,788,863.00	17.3
November	4	6	\$8,123,551.00	\$7,079,566.00	-12.9
December	4	6	\$13,836,162.00	\$14,038,164.00	1.5
January-20	3	11	\$43,314,305.00	\$44,461,471.00	2.6
February	5	10	\$22,617,249.00	\$19,448,139.00	-14
March	5	5	\$40,184,808.00	\$34,324,550.00	-14.6
April	4	11	\$14,815,642.00	\$12,282,952.00	-17.1
May	3	12	\$34,337,191.00	\$30,675,287.00	-10.7
June	5	8	\$21,904,179.00	\$20,511,844.00	-6.4
July	4	3	\$2,502,440.00	\$2,484,450.00	-0.7
August	4	6	\$10,409,043.00	\$7,478,581.00	-28.2
September	4	2	\$815,020.00	\$728,554.00	-10.6
October	5	4	\$4,999,176.00	\$3,910,663.00	-21.8
November	4	6	\$56,977,221.00	\$57,966,138.00	1.7
December	5	12	\$103,483,514.00	\$81,525,699.00	-21.2
January-21	4	12	\$39,172,832.00	\$34,613,080.00	-11.6
February	4	8	\$28,861,805.00	\$25,599,455.00	-11.3

Note: Does not include Design Build, Emergency Contracts, On-Call, Single Source or Region Level Small Works Projects

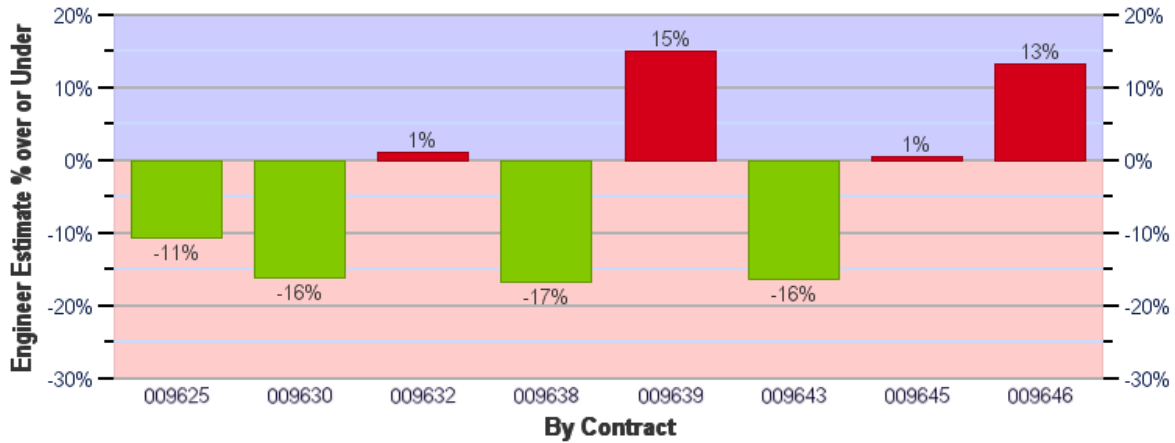


**Washington State  
Department of Transportation**

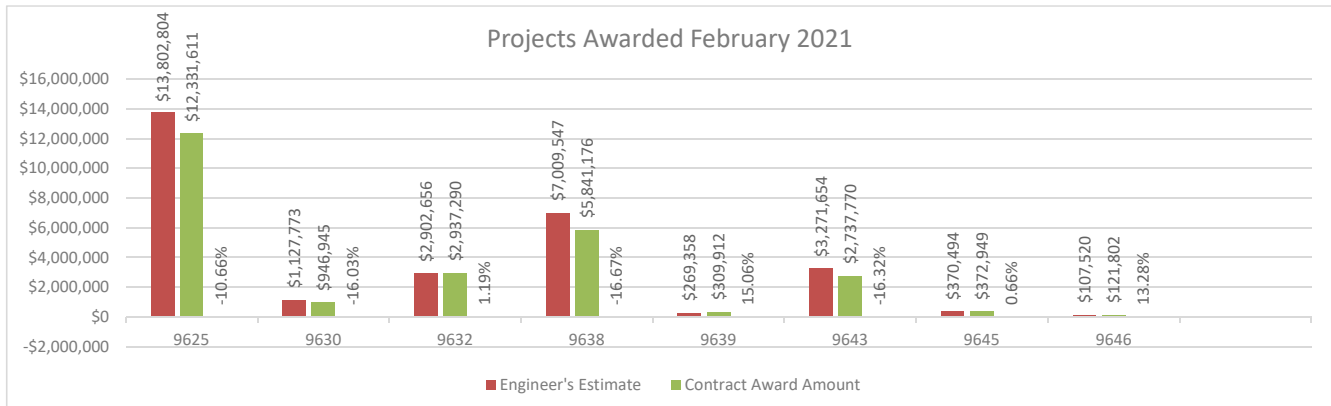
For more information, please call the WSDOT Construction Office at (360) 705-7820 or visit <http://www.wsdot.wa.gov/business/construction>

## Award to Estimate Comparison with the Number of Bidders for February 2021

### Engineers Est Over/Under



Contract Number	Title	Award Date	Number of Bidders	Engineer's Estimate	Contract Award Amount	Over / Under Percent
9625	Ridgeline Drive Construct Interchange	2/23/2021	8	\$13,802,804	\$12,331,611	-10.66%
9630	Sr 300, Belfair State Park To Sr 3 Paving	2/8/2021	3	\$1,127,773	\$946,945	-16.03%
9632	Plaza Way - Intersection Improvements	2/23/2021	2	\$2,902,656	\$2,937,290	1.19%
9638	I-90, George East Paving	2/2/2021	2	\$7,009,547	\$5,841,176	-16.67%
9639	S Of Entiat Site 3-Rock Slope Scaling Rock	2/12/2021	2	\$269,358	\$309,912	15.06%
9643	Fish Creek & Lorenzan Creek Fish Passage	2/16/2021	8	\$3,271,654	\$2,737,770	-16.32%
9645	Nb Mill Plain On-Ramp Ramp Meter	2/23/2021	2	\$370,494	\$372,949	0.66%
9646	I-5, Lake Samish Vic Stormwater Retrofit	2/12/2021	6	\$107,520	\$121,802	13.28%

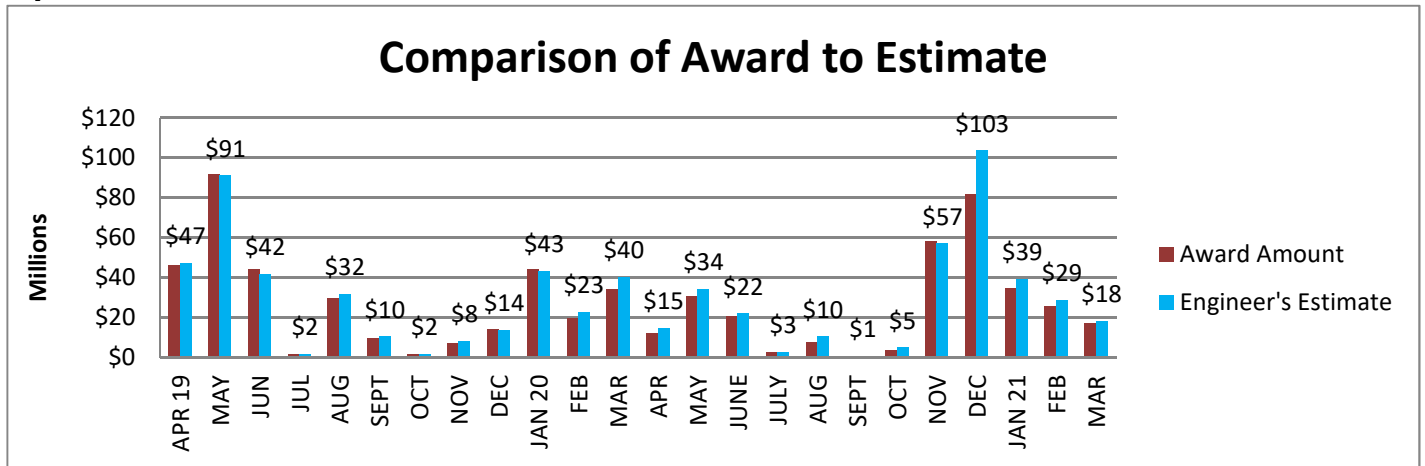


Note: Does not include Design Build, Emergency Contracts, On-Call, Single Source or Region Level Small Works Projects



For more information, please call the WSDOT Construction Office at (360) 705-7820 or visit <http://www.wsdot.wa.gov/business/construction>

## Awarded Design Bid-Build Contracts: Award to Estimate with Average Number of Bidders by Month April 2019 - March 2021



Month	Average Number of Bidders	Number of Projects	Engineer's Estimate	Contract Award Amount	Percent Difference Between Estimate and Award
April-19	4	14	\$47,114,458.00	\$46,308,187.00	-1.7
May	3	14	\$90,943,628.00	\$92,031,185.00	1.2
June	3	11	\$41,831,401.00	\$44,422,886.00	6.2
July	4	3	\$1,707,391.00	\$1,756,071.00	2.9
August	4	5	\$31,841,973.00	\$29,721,793.00	-6.7
September	5	4	\$10,432,638.00	\$9,614,977.00	-7.8
October	8	1	\$1,524,717.00	\$1,788,863.00	17.3
November	4	6	\$8,123,551.00	\$7,079,566.00	-12.9
December	4	6	\$13,836,162.00	\$14,038,164.00	1.5
January-20	3	11	\$43,314,305.00	\$44,461,471.00	2.6
February	5	10	\$22,617,249.00	\$19,448,139.00	-14
March	5	5	\$40,184,808.00	\$34,324,550.00	-14.6
April	4	11	\$14,815,642.00	\$12,282,952.00	-17.1
May	3	12	\$34,337,191.00	\$30,675,287.00	-10.7
June	5	8	\$21,904,179.00	\$20,511,844.00	-6.4
July	4	3	\$2,502,440.00	\$2,484,450.00	-0.7
August	4	6	\$10,409,043.00	\$7,478,581.00	-28.2
September	4	2	\$815,020.00	\$728,554.00	-10.6
October	5	4	\$4,999,176.00	\$3,910,663.00	-21.8
November	4	6	\$56,977,221.00	\$57,966,138.00	1.7
December	5	12	\$103,483,514.00	\$81,525,699.00	-21.2
January-21	4	12	\$39,172,832.00	\$34,613,080.00	-11.6
February	4	8	\$28,861,805.00	\$25,599,455.00	-11.3
March	4	11	\$18,183,611.00	\$17,200,183.00	-5.4

Note: Does not include Design Build, Emergency Contracts, On-Call, Single Source or Region Level Small Works Projects

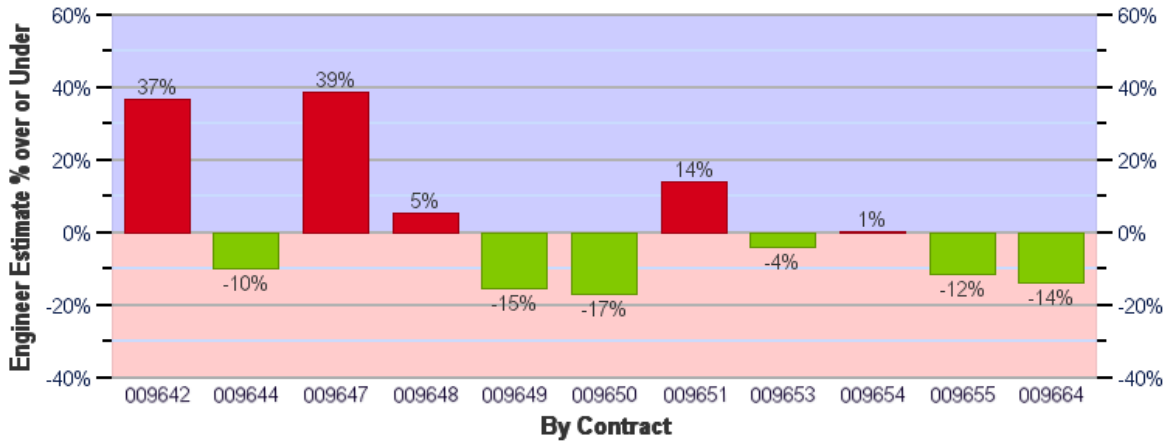


**Washington State  
Department of Transportation**

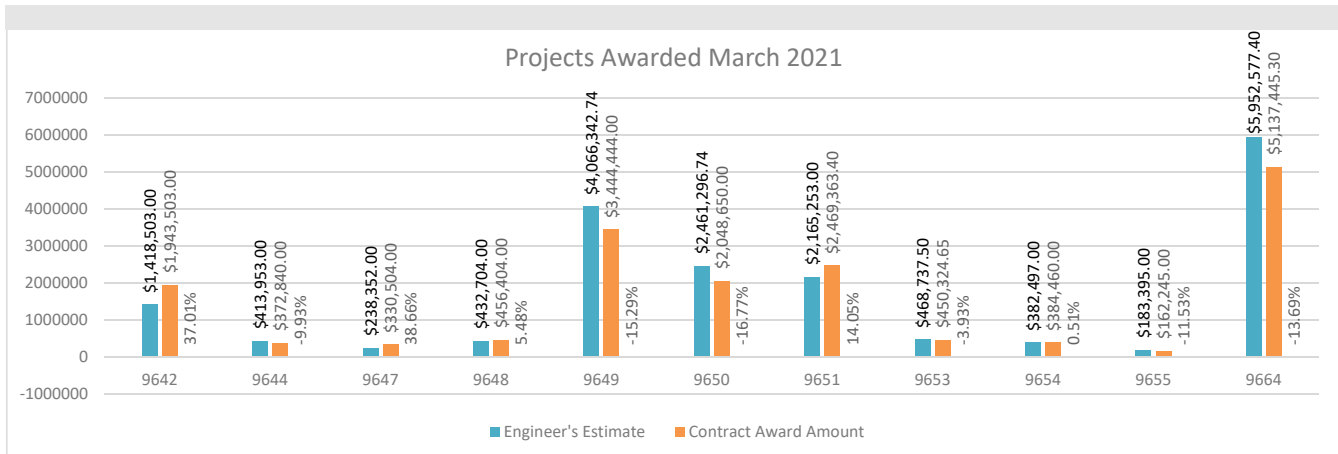
For more information, please contact Kari Beardslee from the WSDOT Design Office at [beardsk@wsdot.wa.gov](mailto:beardsk@wsdot.wa.gov)

## Award to Estimate Comparison with the Number of Bidders for March 2021

### Engineers Est Over/Under



Contract Number	Title	Award Date	Number of Bidders	Engineer's Estimate	Contract Award Amount	Over / Under Percent
9642	Sr 104, Hood Canal Bridge Centerlock Reha	3/1/2021	6	\$1,418,503.00	\$1,943,503.00	37.01%
9644	I-5, 56th St Nb On Ramp Meter Congestion	3/10/2021	4	\$413,953.00	\$372,840.00	-9.93%
9647	Systemwide Ferry Terminals Maritime Secu	3/16/2021	2	\$238,352.00	\$330,504.00	38.66%
9648	Us 101, Hoquiam River - Riverside Bridge B	3/2/2021	9	\$432,704.00	\$456,404.00	5.48%
9649	S Of Tonasket And Pateros Paving And Sea	3/1/2021	2	\$4,066,342.74	\$3,444,444.00	-15.29%
9650	Snoqualmie Falls Pk To Boalch Ave Nw Pav	3/1/2021	2	\$2,461,296.74	\$2,048,650.00	-16.77%
9651	Weyerhaeuser Way Vic To Sr164 Vic Barrie	3/8/2021	3	\$2,165,253.00	\$2,469,363.40	14.05%
9653	Sr 7 To N Of Trek Drive E Chip Seal	3/19/2021	2	\$468,737.50	\$450,324.65	-3.93%
9654	Coal Mine Wall Vic To Soderman Cr Vic	3/11/2021	5	\$382,497.00	\$384,460.00	0.51%
9655	Us 395, Nsc 2021 Demo No 1	3/3/2021	2	\$183,395.00	\$162,245.00	-11.53%
9664	I-5 To Port Of Vancouver Intersection Impro	3/29/2021	3	\$5,952,577.40	\$5,137,445.30	-13.69%

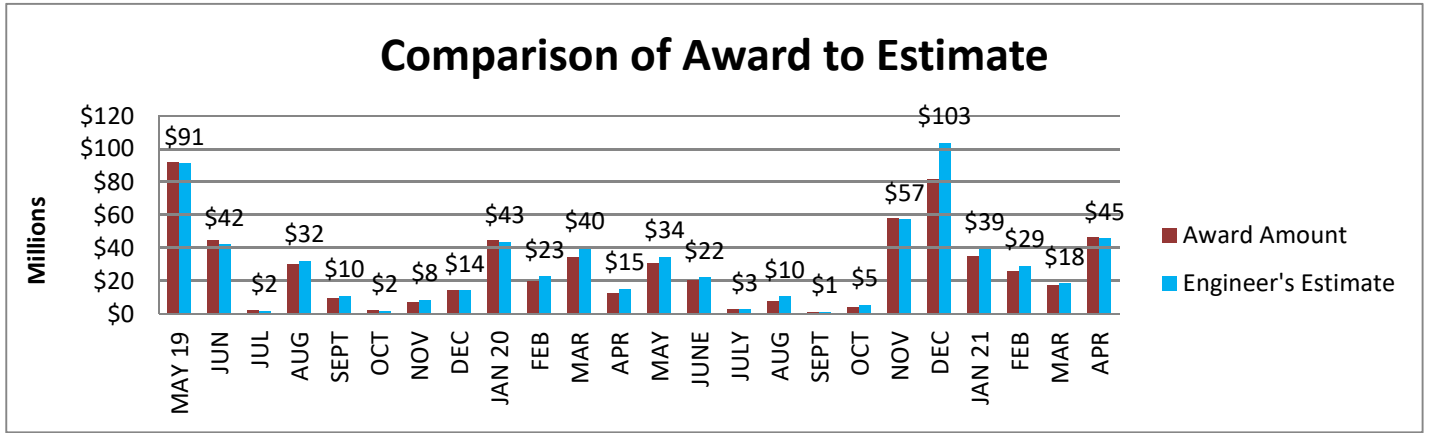


Note: Does not include Design Build, Emergency Contracts, On-Call, Single Source or Region Level Small Works Projects



For more information, please contact Kari Beardlee from the WSDOT Design Office at beardsk@wsdot.wa.gov

## Awarded Design Bid-Build Contracts: Award to Estimate with Average Number of Bidders by Month May 2019 - April 2021



Month	Average Number of Bidders	Number of Projects	Engineer's Estimate	Contract Award Amount	Percent Difference Between Estimate and Award
May	3	14	\$90,943,628.00	\$92,031,185.00	1.2
June	3	11	\$41,831,401.00	\$44,422,886.00	6.2
July	4	3	\$1,707,391.00	\$1,756,071.00	2.9
August	4	5	\$31,841,973.00	\$29,721,793.00	-6.7
September	5	4	\$10,432,638.00	\$9,614,977.00	-7.8
October	8	1	\$1,524,717.00	\$1,788,863.00	17.3
November	4	6	\$8,123,551.00	\$7,079,566.00	-12.9
December	4	6	\$13,836,162.00	\$14,038,164.00	1.5
January-20	3	11	\$43,314,305.00	\$44,461,471.00	2.6
February	5	10	\$22,617,249.00	\$19,448,139.00	-14
March	5	5	\$40,184,808.00	\$34,324,550.00	-14.6
April	4	11	\$14,815,642.00	\$12,282,952.00	-17.1
May	3	12	\$34,337,191.00	\$30,675,287.00	-10.7
June	5	8	\$21,904,179.00	\$20,511,844.00	-6.4
July	4	3	\$2,502,440.00	\$2,484,450.00	-0.7
August	4	6	\$10,409,043.00	\$7,478,581.00	-28.2
September	4	2	\$815,020.00	\$728,554.00	-10.6
October	5	4	\$4,999,176.00	\$3,910,663.00	-21.8
November	4	6	\$56,977,221.00	\$57,966,138.00	1.7
December	5	12	\$103,483,514.00	\$81,525,699.00	-21.2
January-21	4	12	\$39,172,832.00	\$34,613,080.00	-11.6
February	4	8	\$28,861,805.00	\$25,599,455.00	-11.3
March	4	11	\$18,183,611.00	\$17,200,183.00	-5.4
April	4	15	\$45,490,765.00	\$46,553,976.00	2.3

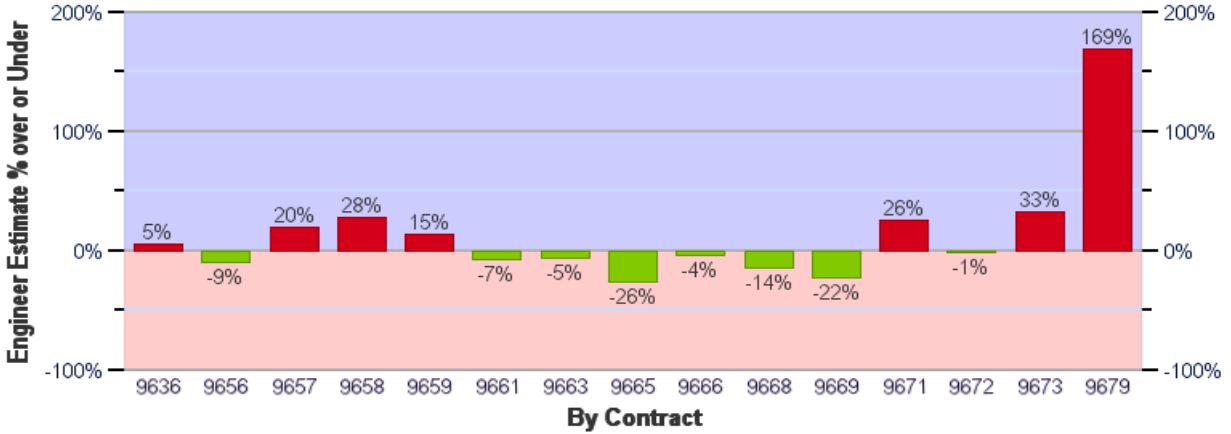
Note: Does not include Design Build, Emergency Contracts, On-Call, Single Source or Region Level Small Works Projects



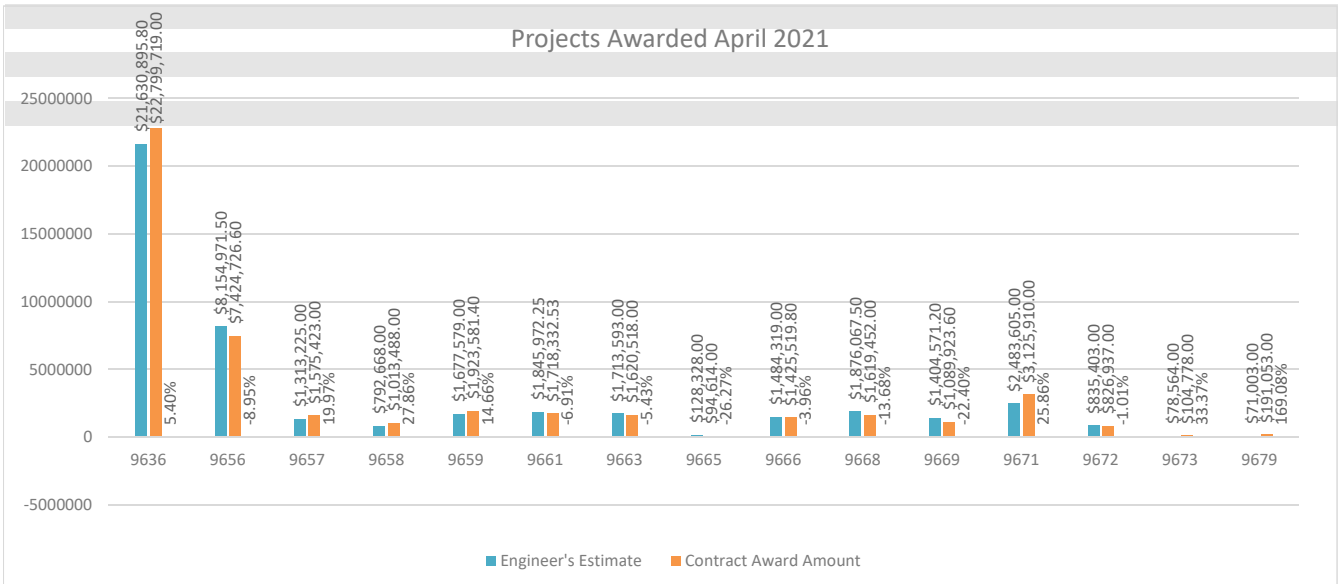
For more information, please contact Kari Beardslee from the WSDOT Design Office at [beardsk@wsdot.wa.gov](mailto:beardsk@wsdot.wa.gov)

## Award to Estimate Comparison with the Number of Bidders for April 2021

### Engineers Est Over/Under



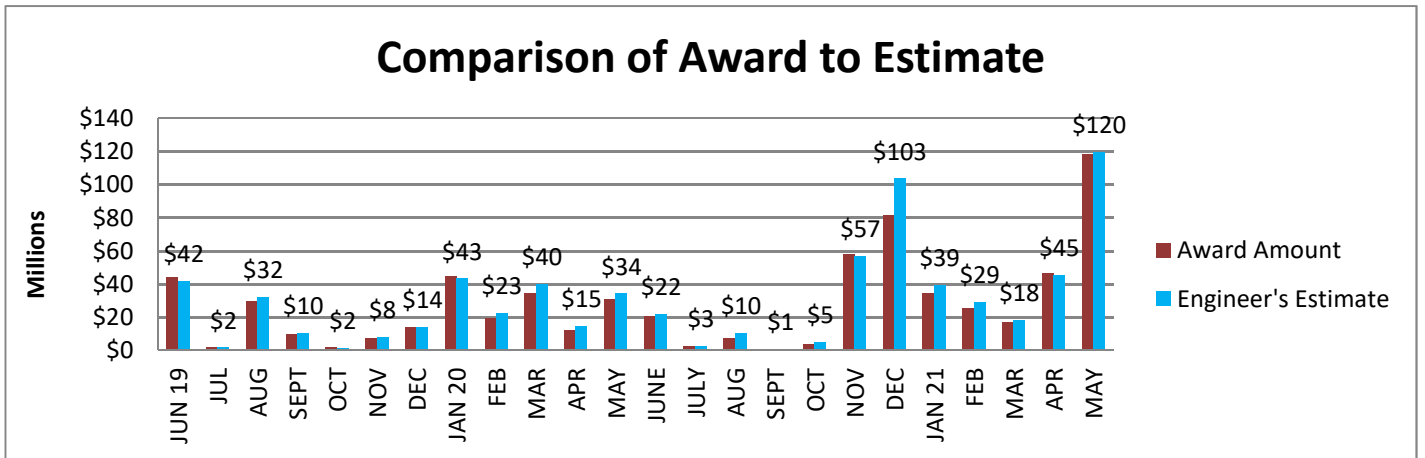
Contract Number	Title	Award Date	Number of Bidders	Engineer's Estimate	Contract Award Amount	Over / Under Percent
9636	Sr 410 To Sr 18 Congestion Management	4/2/2021	4	\$21,630,895.80	\$22,799,719.00	5.40%
9656	Sr 204 Intersection Improvements (Stage 2)	4/1/2021	4	\$8,154,971.50	\$7,424,726.60	-8.95%
9657	I-5 Et Al, Nw Regionwide Camera Replacem	4/1/2021	4	\$1,313,225.00	\$1,575,423.00	19.97%
9658	Olympic Region, Region Wide Crack Sealin	4/6/2021	4	\$792,668.00	\$1,013,488.00	27.86%
9659	Northwest Region Hma Crack Seal And Pav	4/1/2021	2	\$1,677,579.00	\$1,923,581.40	14.66%
9661	Us 12, Dodd Rd Vicinity To Wallula Vicinity	4/2/2021	3	\$1,845,972.25	\$1,718,332.53	-6.91%
9663	Off-Shore Maintenance	4/19/2021	3	\$1,713,593.00	\$1,620,518.00	-5.43%
9665	Sr 500 To I-205 Nb Ramp Meter Modificatio	4/14/2021	2	\$128,328.00	\$94,614.00	-26.27%
9666	Unnamed Tributary To Pilchuck Creek Fish	4/12/2021	6	\$1,484,319.00	\$1,425,519.80	-3.96%
9668	Logan Creek Fish Passage	4/12/2021	5	\$1,876,067.50	\$1,619,452.00	-13.68%
9669	Grass Cr Br To Conner Cr Br Chip Seal Re-	4/14/2021	3	\$1,404,571.20	\$1,089,923.60	-22.40%
9671	Federal Way To Bellingham Selected Pccp	4/29/2021	4	\$2,483,605.00	\$3,125,910.00	25.86%
9672	Kamm Ditch Fish Passage	4/26/2021	6	\$835,403.00	\$826,937.00	-1.01%
9673	Sr 167 Completion Demo 7	4/27/2021	4	\$78,564.00	\$104,778.00	33.37%
9679	Hood Canal Bridge Trash Gate Rehabilitatio	4/27/2021	1	\$71,003.00	\$191,053.00	169.08%



For more information, please contact Kari Beardlee from the WSDOT Design Office at beardsk@wsdot.wa.gov



## Awarded Design Bid-Build Contracts: Award to Estimate with Average Number of Bidders by Month June 2019 - May 2021



Month	Average Number of Bidders	Number of Projects	Engineer's Estimate	Contract Award Amount	Percent Difference Between Estimate and Award
June-19	3	11	\$41,831,401.00	\$44,422,886.00	6.2
July	4	3	\$1,707,391.00	\$1,756,071.00	2.9
August	4	5	\$31,841,973.00	\$29,721,793.00	-6.7
September	5	4	\$10,432,638.00	\$9,614,977.00	-7.8
October	8	1	\$1,524,717.00	\$1,788,863.00	17.3
November	4	6	\$8,123,551.00	\$7,079,566.00	-12.9
December	4	6	\$13,836,162.00	\$14,038,164.00	1.5
January-20	3	11	\$43,314,305.00	\$44,461,471.00	2.6
February	5	10	\$22,617,249.00	\$19,448,139.00	-14
March	5	5	\$40,184,808.00	\$34,324,550.00	-14.6
April	4	11	\$14,815,642.00	\$12,282,952.00	-17.1
May	3	12	\$34,337,191.00	\$30,675,287.00	-10.7
June	5	8	\$21,904,179.00	\$20,511,844.00	-6.4
July	4	3	\$2,502,440.00	\$2,484,450.00	-0.7
August	4	6	\$10,409,043.00	\$7,478,581.00	-28.2
September	4	2	\$815,020.00	\$728,554.00	-10.6
October	5	4	\$4,999,176.00	\$3,910,663.00	-21.8
November	4	6	\$56,977,221.00	\$57,966,138.00	1.7
December	5	12	\$103,483,514.00	\$81,525,699.00	-21.2
January-21	4	12	\$39,172,832.00	\$34,613,080.00	-11.6
February	4	8	\$28,861,805.00	\$25,599,455.00	-11.3
March	4	11	\$18,183,611.00	\$17,200,183.00	-5.4
April	4	15	\$45,490,765.00	\$46,553,976.00	2.3
May	3	13	\$119,798,071.00	\$118,011,329.00	-1.5

Note: Does not include Design Build, Emergency Contracts, On-Call, Single Source or Region Level Small Works Projects

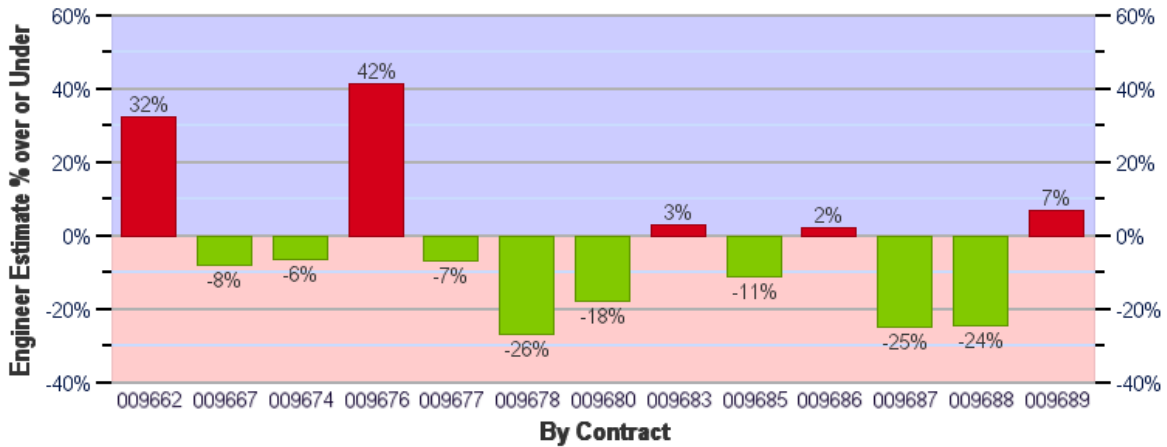


**Washington State  
Department of Transportation**

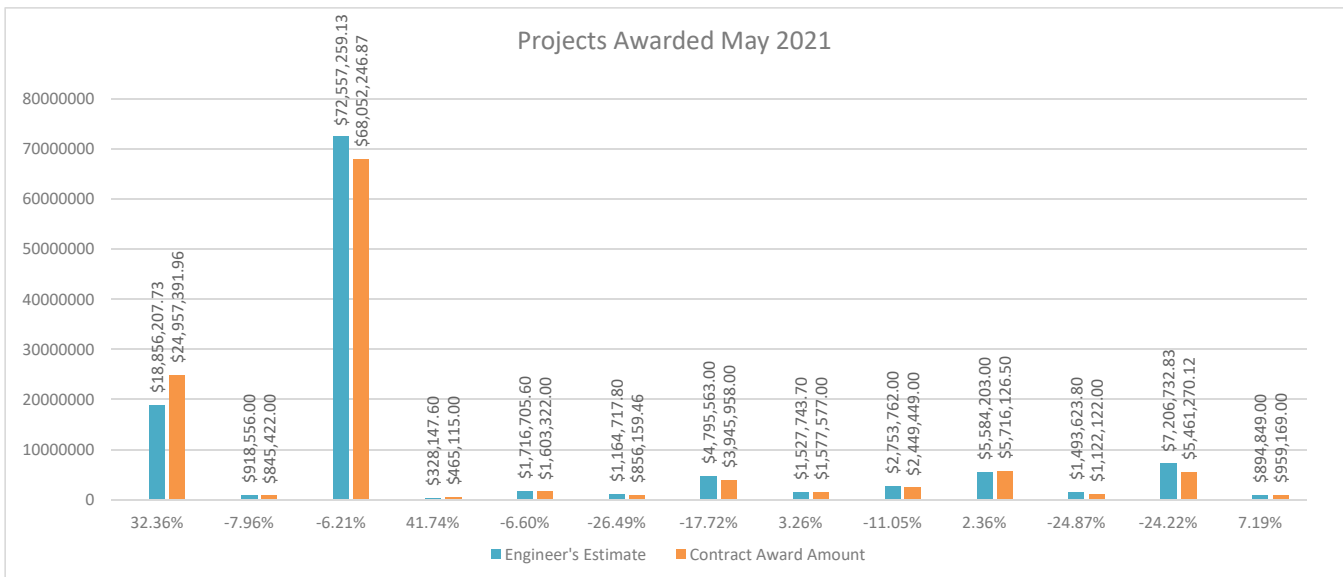
For more information, please contact Kari Beardslee from the WSDOT Design Office at [beardsk@wsdot.wa.gov](mailto:beardsk@wsdot.wa.gov)

## Award to Estimate Comparison with the Number of Bidders for May 2021

### Engineers Est Over/Under



Contract Number	Title	Award Date	Number of Bidders	Engineer's Estimate	Contract Award Amount	Over / Under Percent
9662	Sr 99, Alaskan Way Viaduct - Replacement	5/11/2021	4	\$18,856,207.73	\$24,957,391.96	32.36%
9667	I-90, Cle Elum Vicinity Wb - Weigh Station P	5/4/2021	4	\$918,556.00	\$845,422.00	-7.96%
9674	Sr 520, I5/Mercer St To Sr 520/Portage B I-	5/21/2021	6	\$72,557,259.13	\$68,052,246.87	-6.21%
9676	Sr 163/Tahlequah Trm - Shoreline Slope Sta	5/14/2021	3	\$328,147.60	\$465,115.00	41.74%
9677	I-90, Liberty Park Pl To Sprague Ave Paving	5/6/2021	3	\$1,716,705.60	\$1,603,322.00	-6.60%
9678	Sw, Region Wide Crack Seal	5/6/2021	4	\$1,164,717.80	\$856,159.46	-26.49%
9680	Sr 513, Montlake Bridge Mechanical Rehab	5/20/2021	4	\$4,795,563.00	\$3,945,958.00	-17.72%
9683	Sr 14, Wood Creek To Alderdale Rd Vic Ch	5/14/2021	3	\$1,527,743.70	\$1,577,577.00	3.26%
9685	Sr 501, I-5 To W 26th Ave Ext Vic Including	5/14/2021	2	\$2,753,762.00	\$2,449,449.00	-11.05%
9686	I-5 / Sb E Fork Lewis, River To N Fork L Co	5/17/2021	2	\$5,584,203.00	\$5,716,126.50	2.36%
9687	Us 97, W Wapato Rd Vicinity To Wapato Ca	5/20/2021	3	\$1,493,623.80	\$1,122,122.00	-24.87%
9688	Us 97 Centerville Rd To, Ski Lodge Rd Vi P	5/20/2021	3	\$7,206,732.83	\$5,461,270.12	-24.22%
9689	Sr 14, 1.7 Miles East Of Bingen Slope Stabi	5/20/2021	4	\$894,849.00	\$959,169.00	7.19%

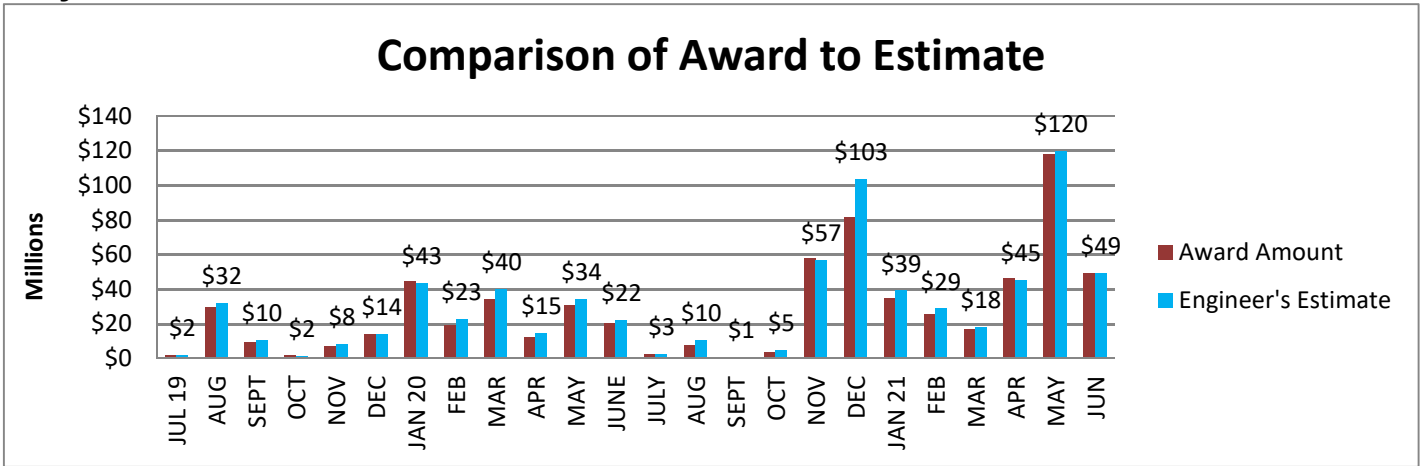


Note: Does not include Design Build, Emergency Contracts, On-Call, Single Source or Region Level Small Works Projects



For more information, please contact Kari Beardslee from the WSDOT Design Office at beardsk@wsdot.wa.gov

## Awarded Design Bid-Build Contracts: Award to Estimate with Average Number of Bidders by Month July 2019 - June 2021



Month	Average Number of Bidders	Number of Projects	Engineer's Estimate	Contract Award Amount	Percent Difference Between Estimate and Award
July-19	4	3	\$1,707,391.00	\$1,756,071.00	2.9
August	4	5	\$31,841,973.00	\$29,721,793.00	-6.7
September	5	4	\$10,432,638.00	\$9,614,977.00	-7.8
October	8	1	\$1,524,717.00	\$1,788,863.00	17.3
November	4	6	\$8,123,551.00	\$7,079,566.00	-12.9
December	4	6	\$13,836,162.00	\$14,038,164.00	1.5
January-20	3	11	\$43,314,305.00	\$44,461,471.00	2.6
February	5	10	\$22,617,249.00	\$19,448,139.00	-14
March	5	5	\$40,184,808.00	\$34,324,550.00	-14.6
April	4	11	\$14,815,642.00	\$12,282,952.00	-17.1
May	3	12	\$34,337,191.00	\$30,675,287.00	-10.7
June	5	8	\$21,904,179.00	\$20,511,844.00	-6.4
July	4	3	\$2,502,440.00	\$2,484,450.00	-0.7
August	4	6	\$10,409,043.00	\$7,478,581.00	-28.2
September	4	2	\$815,020.00	\$728,554.00	-10.6
October	5	4	\$4,999,176.00	\$3,910,663.00	-21.8
November	4	6	\$56,977,221.00	\$57,966,138.00	1.7
December	5	12	\$103,483,514.00	\$81,525,699.00	-21.2
January-21	4	12	\$39,172,832.00	\$34,613,080.00	-11.6
February	4	8	\$28,861,805.00	\$25,599,455.00	-11.3
March	4	11	\$18,183,611.00	\$17,200,183.00	-5.4
April	4	15	\$45,490,765.00	\$46,553,976.00	2.3
May	3	13	\$119,798,071.00	\$118,011,329.00	-1.5
June	4	12	\$49,420,914.00	\$49,078,954.00	-0.7

Note: Does not include Design Build, Emergency Contracts, On-Call, Single Source or Region Level Small Works Projects

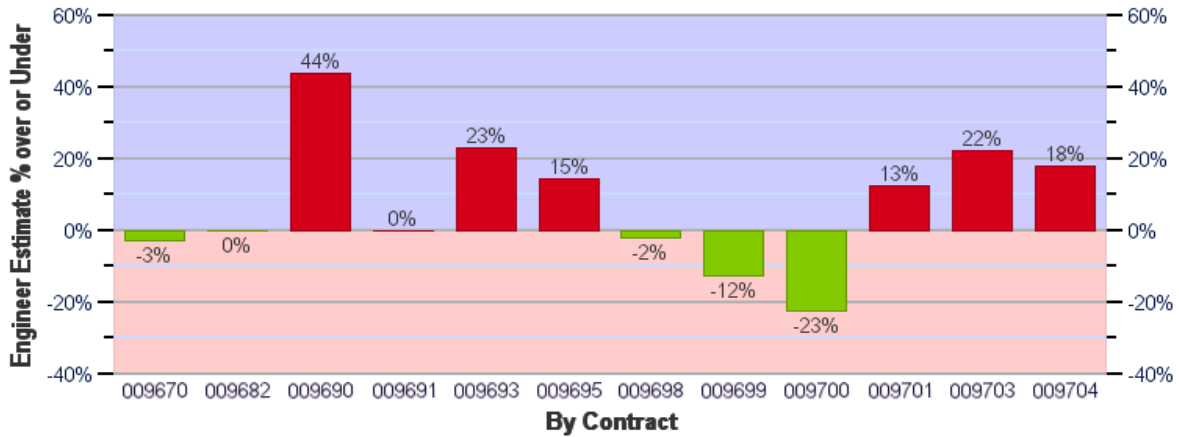


**Washington State  
Department of Transportation**

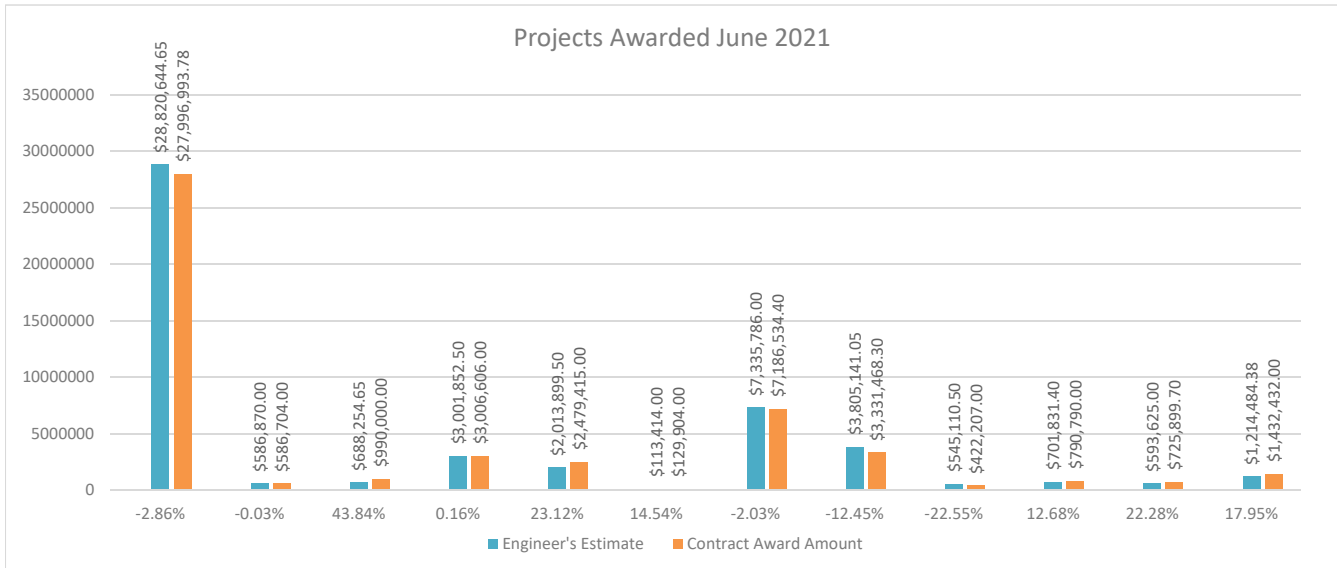
For more information, please contact Kari Beardslee from the WSDOT Design Office at [beardsk@wsdot.wa.gov](mailto:beardsk@wsdot.wa.gov)

## Award to Estimate Comparison with the Number of Bidders for June 2021

### Engineers Est Over/Under



Contract Number	Title	Award Date	Number of Bidders	Engineer's Estimate	Contract Award Amount	Over / Under Percent
9670	Sr 520, 148th Ave Ne Interchange Overlake	6/1/2021	8	\$28,820,644.65	\$27,996,993.78	-2.86%
9682	I-90/ Sr 18 Eb And, I-182/ Argent Road E In	6/28/2021	3	\$586,870.00	\$586,704.00	-0.03%
9690	Scr 19-21, Region Wide Pccp Strategic Pres	6/4/2021	2	\$688,254.65	\$990,000.00	43.84%
9691	Us 97, Mcdonald Rd And Becker Rd - Inters	6/9/2021	3	\$3,001,852.50	\$3,006,606.00	0.16%
9693	Us 101, S Of Cosmopolis Stabilize Slope	6/9/2021	2	\$2,013,899.50	\$2,479,415.00	23.12%
9695	Sr 20, Sherman Pass Rwis Housing And Ge	6/22/2021	2	\$113,414.00	\$129,904.00	14.54%
9698	Sr 169, Ravensdale Fish Passage	6/30/2021	8	\$7,335,786.00	\$7,186,534.40	-2.03%
9699	Sr 4 / Skamokawa Vic, To 0.3 Miles West C	6/22/2021	2	\$3,805,141.05	\$3,331,468.30	-12.45%
9700	Lake Stevens Vic Rumble Strip Installation	6/23/2021	4	\$545,110.50	\$422,207.00	-22.55%
9701	Sr 508, 1 Mile West Of Onalaska Slope Sta	6/23/2021	3	\$701,831.40	\$790,790.00	12.68%
9703	Swr, Regionwide Basic Safety Guardrail 201	6/23/2021	3	\$593,625.00	\$725,899.70	22.28%
9704	Sr 507, Noble Ln To First St Incl Couplet W	6/29/2021	4	\$1,214,484.38	\$1,432,432.00	17.95%

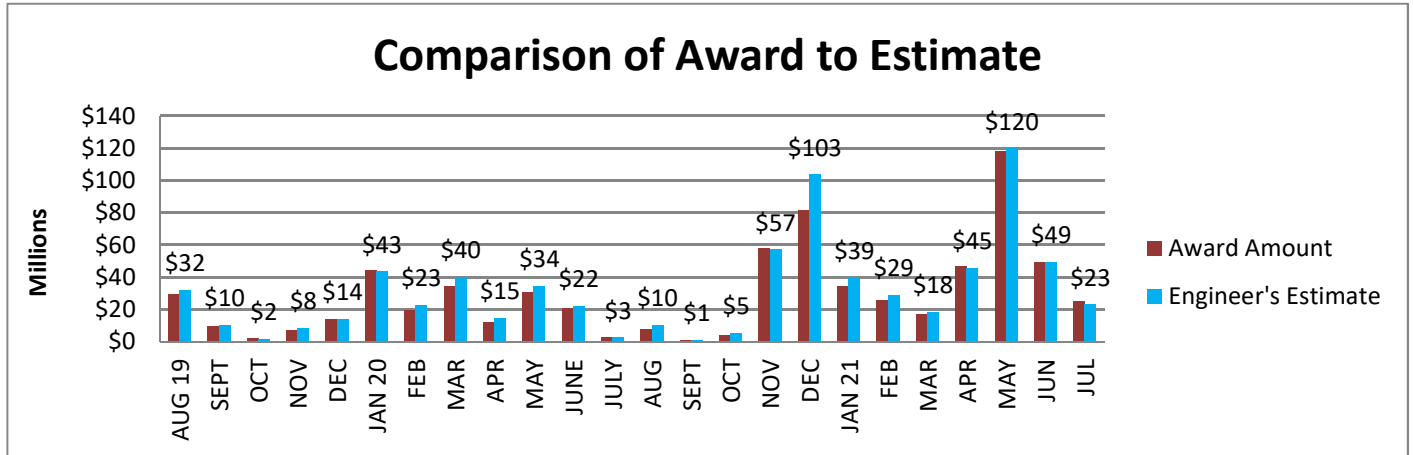


Note: Does not include Design Build, Emergency Contracts, On-Call, Single Source or Region Level Small Works Projects



For more information, please contact Kari Beardslee from the WSDOT Design Office at [beardsk@wsdot.wa.gov](mailto:beardsk@wsdot.wa.gov)

## Awarded Design Bid-Build Contracts: Award to Estimate with Average Number of Bidders by Month August 2019 - July 2021



Month	Average Number of Bidders	Number of Projects	Engineer's Estimate	Contract Award Amount	Percent Difference Between Estimate and Award
August-2019	4	5	\$31,841,973.00	\$29,721,793.00	-6.7
September	5	4	\$10,432,638.00	\$9,614,977.00	-7.8
October	8	1	\$1,524,717.00	\$1,788,863.00	17.3
November	4	6	\$8,123,551.00	\$7,079,566.00	-12.9
December	4	6	\$13,836,162.00	\$14,038,164.00	1.5
January-20	3	11	\$43,314,305.00	\$44,461,471.00	2.6
February	5	10	\$22,617,249.00	\$19,448,139.00	-14
March	5	5	\$40,184,808.00	\$34,324,550.00	-14.6
April	4	11	\$14,815,642.00	\$12,282,952.00	-17.1
May	3	12	\$34,337,191.00	\$30,675,287.00	-10.7
June	5	8	\$21,904,179.00	\$20,511,844.00	-6.4
July	4	3	\$2,502,440.00	\$2,484,450.00	-0.7
August	4	6	\$10,409,043.00	\$7,478,581.00	-28.2
September	4	2	\$815,020.00	\$728,554.00	-10.6
October	5	4	\$4,999,176.00	\$3,910,663.00	-21.8
November	4	6	\$56,977,221.00	\$57,966,138.00	1.7
December	5	12	\$103,483,514.00	\$81,525,699.00	-21.2
January-21	4	12	\$39,172,832.00	\$34,613,080.00	-11.6
February	4	8	\$28,861,805.00	\$25,599,455.00	-11.3
March	4	11	\$18,183,611.00	\$17,200,183.00	-5.4
April	4	15	\$45,490,765.00	\$46,553,976.00	2.3
May	3	13	\$119,798,071.00	\$118,011,329.00	-1.5
June	4	12	\$49,420,914.00	\$49,078,954.00	-0.7
July	3	7	\$22,843,885.00	\$25,181,875.00	10.2

Note: Does not include Design Build, Emergency Contracts, On-Call, Single Source or Region Level Small Works Projects

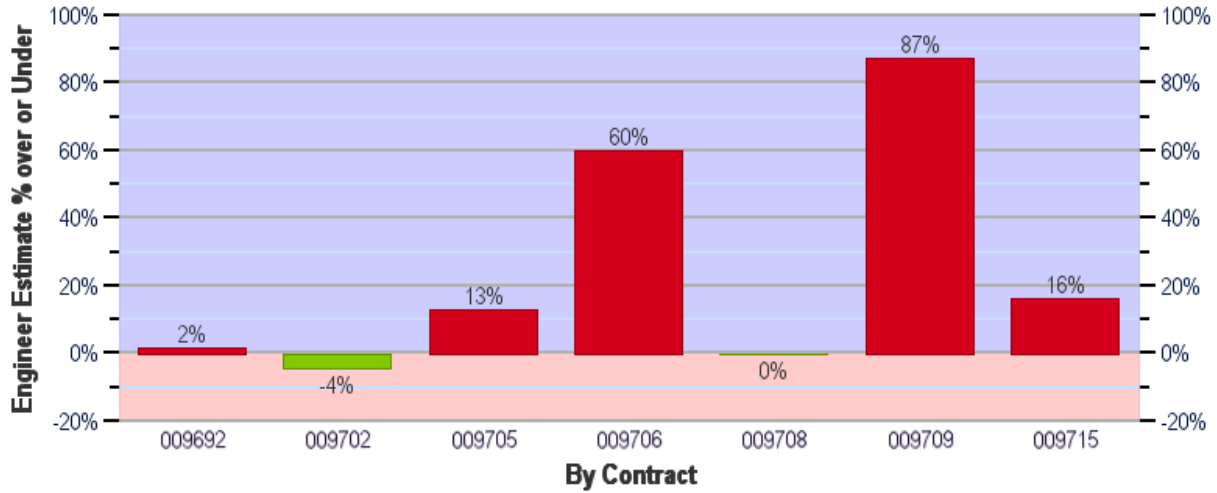


**Washington State  
Department of Transportation**

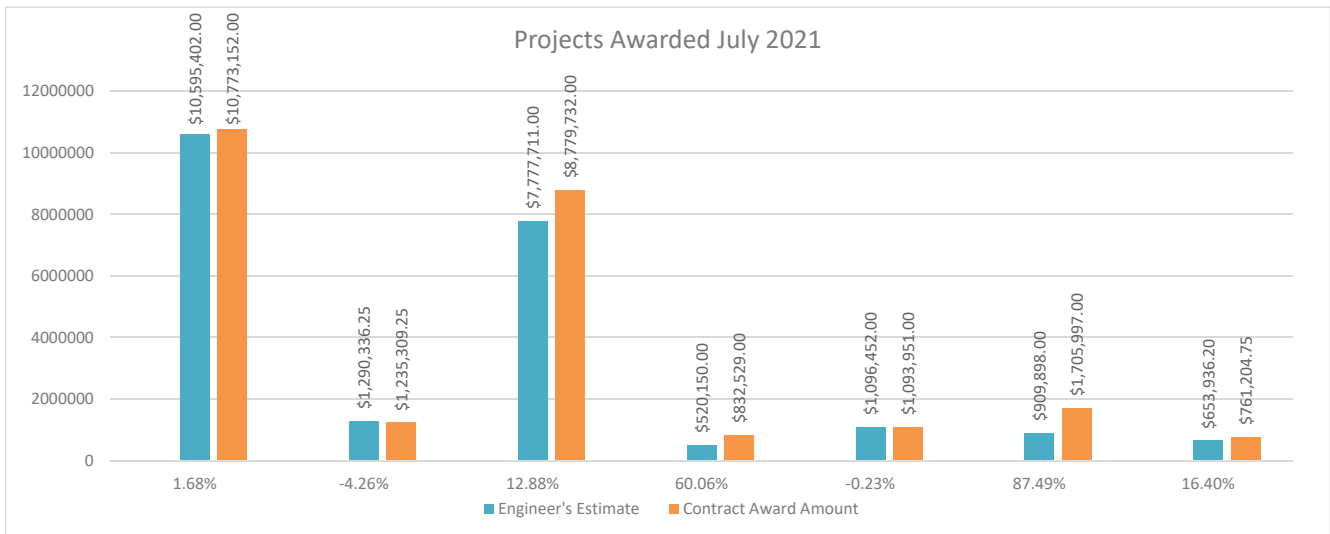
For more information, please contact Kari Beardslee from the WSDOT Design Office at [beardsk@wsdot.wa.gov](mailto:beardsk@wsdot.wa.gov)

## Award to Estimate Comparison with the Number of Bidders for July 2021

### Engineers Est Over/Under



Contract Number	Title	Award Date	Number of Bidders	Engineer's Estimate	Contract Award Amount	Over / Under Percent
9692	I-90 / Kramer Parkway, Undercrossing	7/2/21	6	\$10,595,402.00	\$10,773,152.00	1.68%
9702	I-82 Et Al, Scr Region Wide Roadside H	7/7/21	3	\$1,290,336.25	\$1,235,309.25	-4.26%
9705	I-90, Floating Bridges Anchor Cable Re	7/27/21	6	\$7,777,711.00	\$8,779,732.00	12.88%
9706	Us 2, Gold Bar Vic Virtual Weigh In Mot	7/26/21	1	\$520,150.00	\$832,529.00	60.06%
9708	I-90, Homer Hadley East Approach Brid	7/26/21	2	\$1,096,452.00	\$1,093,951.00	-0.23%
9709	I-90, Mullan Rd Crossing - Bridge Deck	7/26/21	2	\$909,898.00	\$1,705,997.00	87.49%
9715	I-90 Et Al, Strategic Pavement Preserva	7/26/21	2	\$653,936.20	\$761,204.75	16.40%

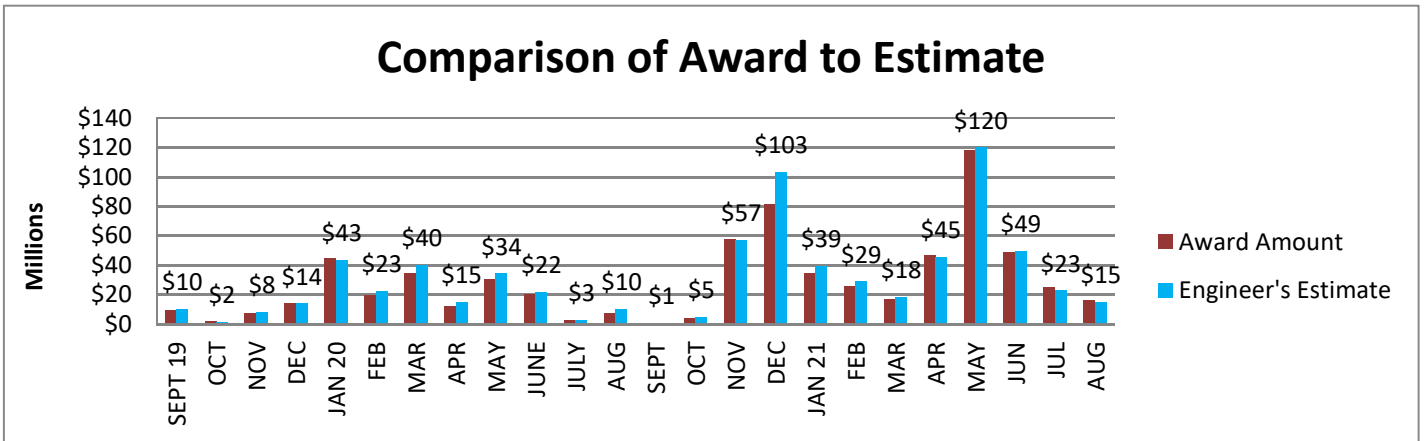


Note: Does not include Design Build, Emergency Contracts, On-Call, Single Source or Region Level Small Works Projects



For more information, please contact Kari Beardslee from the WSDOT Design Office at [beardsk@wsdot.wa.gov](mailto:beardsk@wsdot.wa.gov)

## Awarded Design Bid-Build Contracts: Award to Estimate with Average Number of Bidders by Month September 2019 - August 2021



Month	Average Number of Bidders	Number of Projects	Engineer's Estimate	Contract Award Amount	Percent Difference Between Estimate and Award
September	5	4	\$10,432,638.00	\$9,614,977.00	-7.8
October	8	1	\$1,524,717.00	\$1,788,863.00	17.3
November	4	6	\$8,123,551.00	\$7,079,566.00	-12.9
December	4	6	\$13,836,162.00	\$14,038,164.00	1.5
January-20	3	11	\$43,314,305.00	\$44,461,471.00	2.6
February	5	10	\$22,617,249.00	\$19,448,139.00	-14
March	5	5	\$40,184,808.00	\$34,324,550.00	-14.6
April	4	11	\$14,815,642.00	\$12,282,952.00	-17.1
May	3	12	\$34,337,191.00	\$30,675,287.00	-10.7
June	5	8	\$21,904,179.00	\$20,511,844.00	-6.4
July	4	3	\$2,502,440.00	\$2,484,450.00	-0.7
August	4	6	\$10,409,043.00	\$7,478,581.00	-28.2
September	4	2	\$815,020.00	\$728,554.00	-10.6
October	5	4	\$4,999,176.00	\$3,910,663.00	-21.8
November	4	6	\$56,977,221.00	\$57,966,138.00	1.7
December	5	12	\$103,483,514.00	\$81,525,699.00	-21.2
January-21	4	12	\$39,172,832.00	\$34,613,080.00	-11.6
February	4	8	\$28,861,805.00	\$25,599,455.00	-11.3
March	4	11	\$18,183,611.00	\$17,200,183.00	-5.4
April	4	15	\$45,490,765.00	\$46,553,976.00	2.3
May	3	13	\$119,798,071.00	\$118,011,329.00	-1.5
June	4	12	\$49,420,914.00	\$49,078,954.00	-0.7
July	3	7	\$22,843,885.00	\$25,181,875.00	10.2
August	4	3	\$15,135,192.00	\$1,646,492.00	8.8

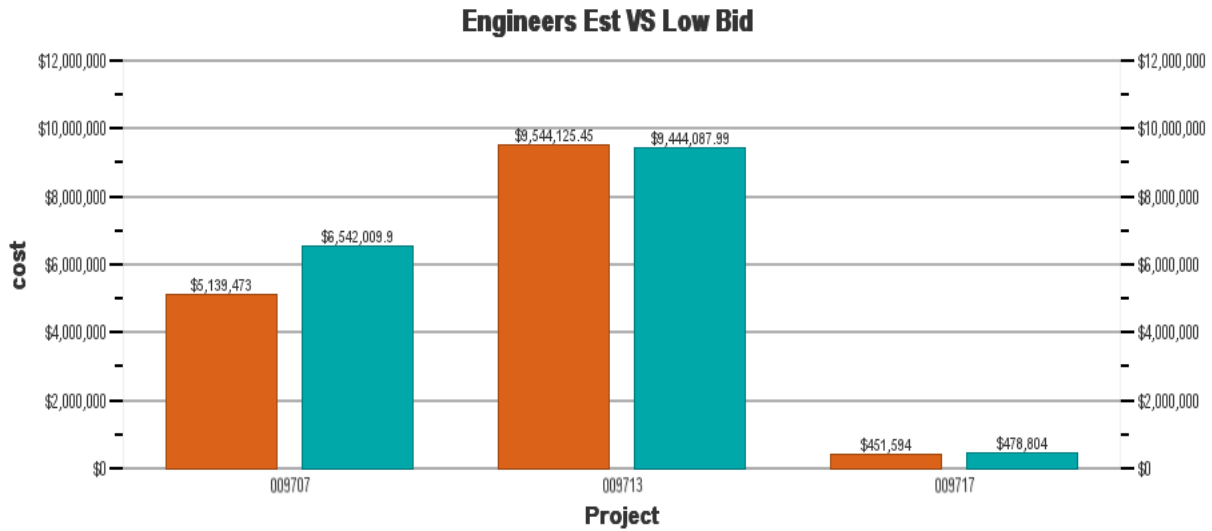
Note: Does not include Design Build, Emergency Contracts, On-Call, Single Source or Region Level Small Works Projects



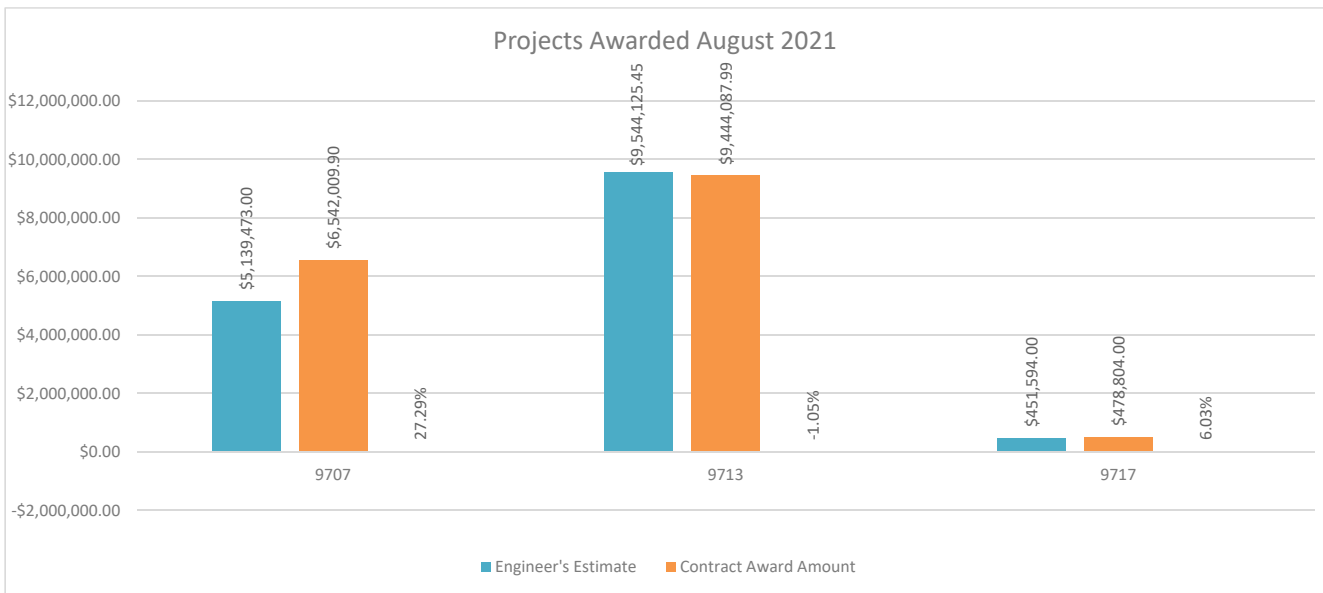
**Washington State  
Department of Transportation**

For more information, please contact Kari Beardslee from the WSDOT Design Office at [beardsk@wsdot.wa.gov](mailto:beardsk@wsdot.wa.gov)

## Award to Estimate Comparison with the Number of Bidders for August 2021



Contract Number	Title	Award Date	Number of Bidders	Engineer's Estimate	Contract Award Amount	Over / Under Percent
9707	Sr 9, Lake Creek And Norway Park Cre	8/5/2021	6	\$5,139,473.00	\$6,542,009.90	27.29%
9713	Indian Creek Remove Fish Barrier	8/24/2021	5	\$9,544,125.45	\$9,444,087.99	-1.05%
9717	West Of White Pass- Repair Cable Net	8/12/2021	1	\$451,594.00	\$478,804.00	6.03%



Note: Does not include Design Build, Emergency Contracts, On-Call, Single Source or Region Level Small Works Projects

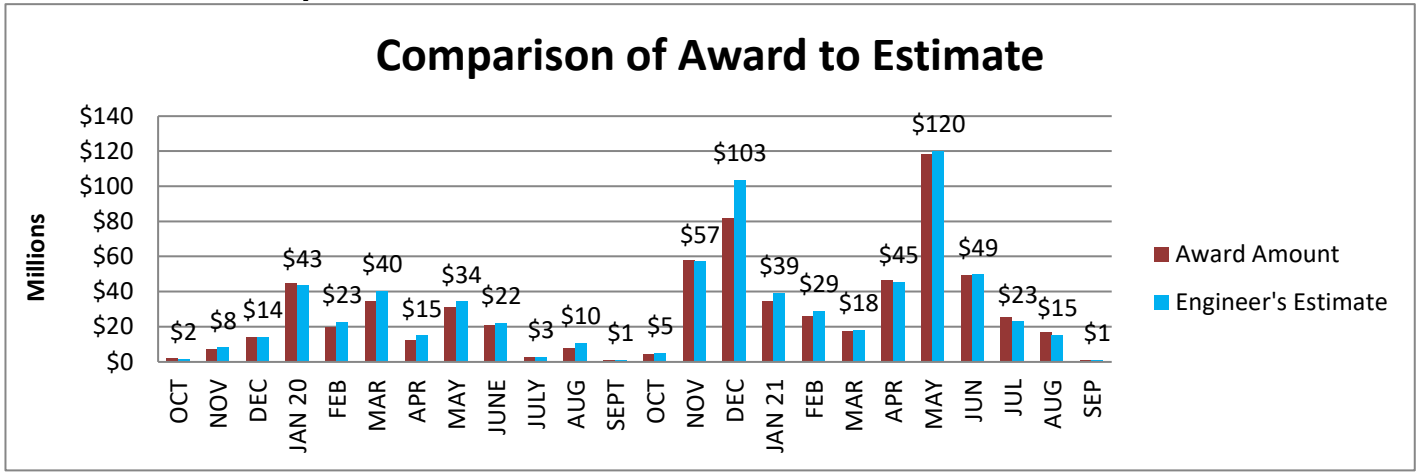


**Washington State  
Department of Transportation**

For more information, please contact Kari Beardslee from the WSDOT Design Office at [beardsk@wsdot.wa.gov](mailto:beardsk@wsdot.wa.gov)



## Awarded Design Bid-Build Contracts: Award to Estimate with Average Number of Bidders by Month October 2019 - September 2021



Month	Average Number of Bidders	Number of Projects	Engineer's Estimate	Contract Award Amount	Percent Difference Between Estimate and Award
October	8	1	\$1,524,717.00	\$1,788,863.00	17.3
November	4	6	\$8,123,551.00	\$7,079,566.00	-12.9
December	4	6	\$13,836,162.00	\$14,038,164.00	1.5
January-20	3	11	\$43,314,305.00	\$44,461,471.00	2.6
February	5	10	\$22,617,249.00	\$19,448,139.00	-14
March	5	5	\$40,184,808.00	\$34,324,550.00	-14.6
April	4	11	\$14,815,642.00	\$12,282,952.00	-17.1
May	3	12	\$34,337,191.00	\$30,675,287.00	-10.7
June	5	8	\$21,904,179.00	\$20,511,844.00	-6.4
July	4	3	\$2,502,440.00	\$2,484,450.00	-0.7
August	4	6	\$10,409,043.00	\$7,478,581.00	-28.2
September	4	2	\$815,020.00	\$728,554.00	-10.6
October	5	4	\$4,999,176.00	\$3,910,663.00	-21.8
November	4	6	\$56,977,221.00	\$57,966,138.00	1.7
December	5	12	\$103,483,514.00	\$81,525,699.00	-21.2
January-21	4	12	\$39,172,832.00	\$34,613,080.00	-11.6
February	4	8	\$28,861,805.00	\$25,599,455.00	-11.3
March	4	11	\$18,183,611.00	\$17,200,183.00	-5.4
April	4	15	\$45,490,765.00	\$46,553,976.00	2.3
May	3	13	\$119,798,071.00	\$118,011,329.00	-1.5
June	4	12	\$49,420,914.00	\$49,078,954.00	-0.7
July	3	7	\$22,843,885.00	\$25,181,875.00	10.2
August	4	3	\$15,135,192.00	\$1,646,492.00	8.8
September	2	4	\$896,752.00	\$831,912.00	-7.2

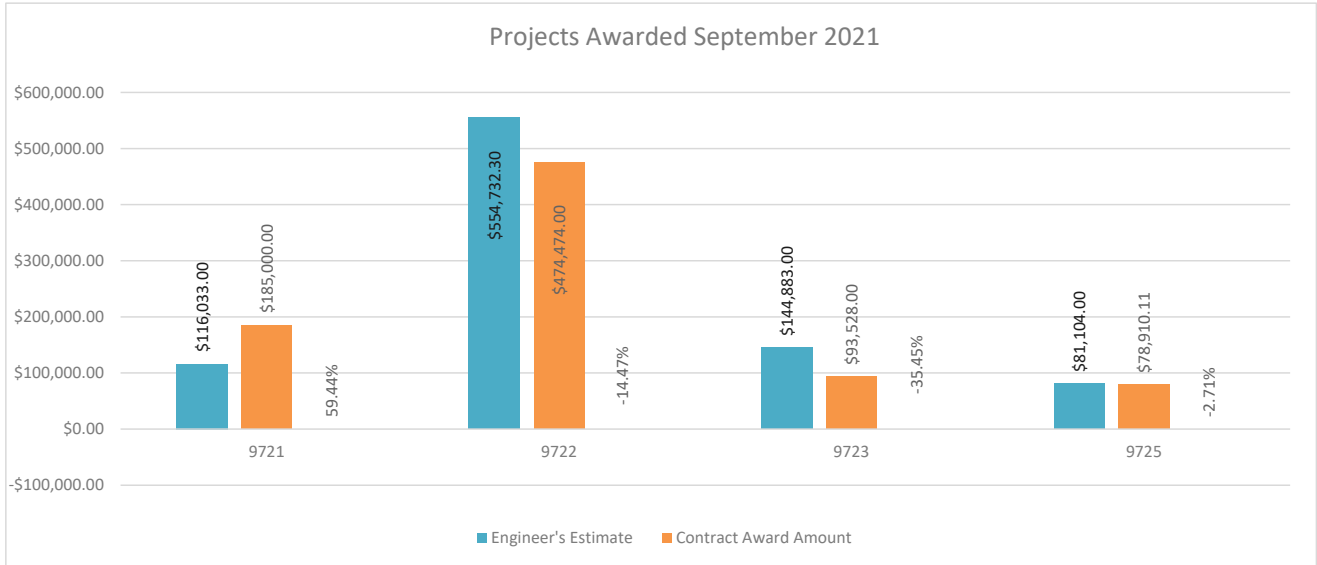
Note: Does not include Design Build, Emergency Contracts, On-Call, Single Source or Region Level Small Works Projects



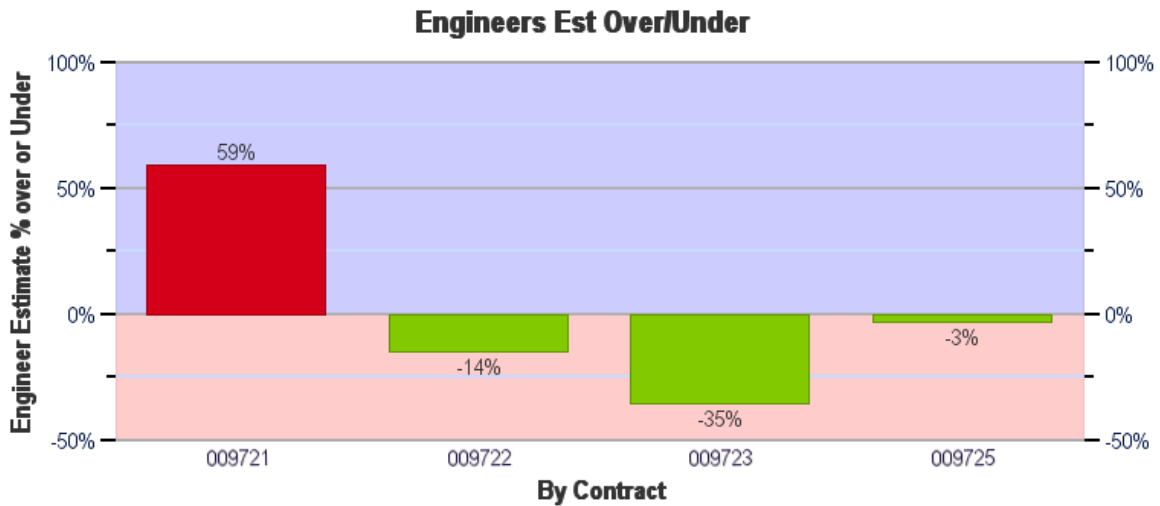
**Washington State  
Department of Transportation**

For more information, please contact Kari Beardslee from the WSDOT Design Office at [beardsk@wsdot.wa.gov](mailto:beardsk@wsdot.wa.gov)

## Award to Estimate Comparison with the Number of Bidders for September 2021



Contract Number	Title	Award Date	Number of Bidders	Engineer's Estimate	Contract Award Amount	Over / Under Percent
9721	Sr 21, 2.5 Mile N Wilbur Culvert Cros	9/16/2021	1	\$116,033.00	\$185,000.00	59.44%
9722	I-5, Sr 506 To Toledo Vader Rd Vicin	9/21/2021	2	\$554,732.30	\$474,474.00	-14.47%
9723	Us 395, Nsc 2021 Demo No 2	9/30/2021	4	\$144,883.00	\$93,528.00	-35.45%
9725	Us 101, Hoodsport Vicinity Slide Deb	9/16/2021	2	\$81,104.00	\$78,910.11	-2.71%

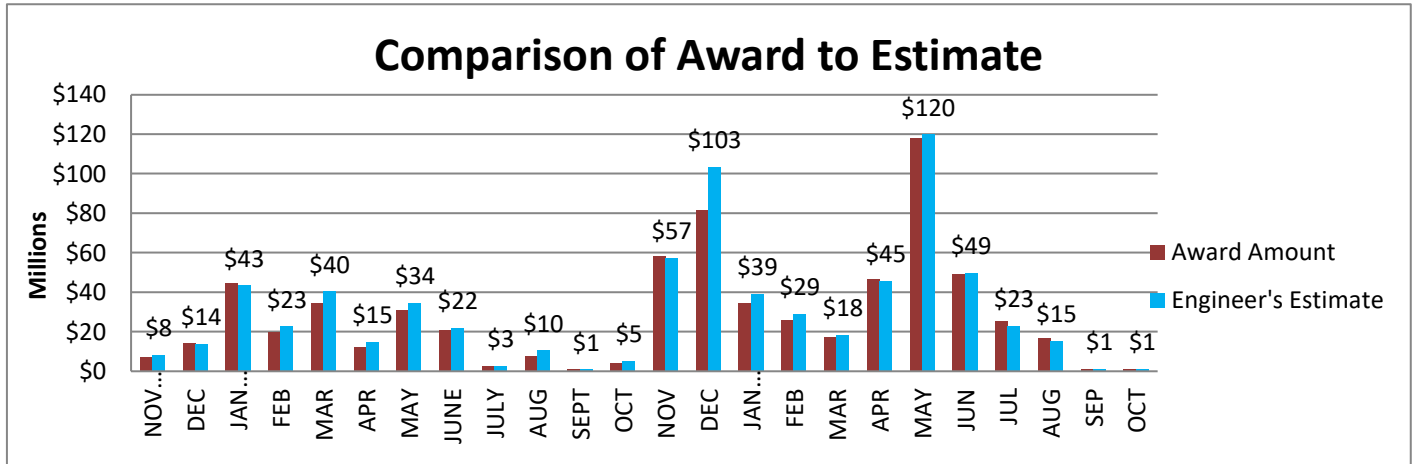


Note: Does not include Design Build, Emergency Contracts, On-Call, Single Source or Region Level Small Works Projects



For more information, please contact Kari Beardslee from the WSDOT Design Office at [beardsk@wsdot.wa.gov](mailto:beardsk@wsdot.wa.gov)

## Awarded Design Bid-Build Contracts: Award to Estimate with Average Number of Bidders by Month November 2019 - October 2021



Month	Average Number of Bidders	Number of Projects	Engineer's Estimate	Contract Award Amount	Percent Difference Between Estimate and Award
November	4	6	\$8,123,551.00	\$7,079,566.00	-12.9
December	4	6	\$13,836,162.00	\$14,038,164.00	1.5
January-20	3	11	\$43,314,305.00	\$44,461,471.00	2.6
February	5	10	\$22,617,249.00	\$19,448,139.00	-14
March	5	5	\$40,184,808.00	\$34,324,550.00	-14.6
April	4	11	\$14,815,642.00	\$12,282,952.00	-17.1
May	3	12	\$34,337,191.00	\$30,675,287.00	-10.7
June	5	8	\$21,904,179.00	\$20,511,844.00	-6.4
July	4	3	\$2,502,440.00	\$2,484,450.00	-0.7
August	4	6	\$10,409,043.00	\$7,478,581.00	-28.2
September	4	2	\$815,020.00	\$728,554.00	-10.6
October	5	4	\$4,999,176.00	\$3,910,663.00	-21.8
November	4	6	\$56,977,221.00	\$57,966,138.00	1.7
December	5	12	\$103,483,514.00	\$81,525,699.00	-21.2
January-21	4	12	\$39,172,832.00	\$34,613,080.00	-11.6
February	4	8	\$28,861,805.00	\$25,599,455.00	-11.3
March	4	11	\$18,183,611.00	\$17,200,183.00	-5.4
April	4	15	\$45,490,765.00	\$46,553,976.00	2.3
May	3	13	\$119,798,071.00	\$118,011,329.00	-1.5
June	4	12	\$49,420,914.00	\$49,078,954.00	-0.7
July	3	7	\$22,843,885.00	\$25,181,875.00	10.2
August	4	3	\$15,135,192.00	\$1,646,492.00	8.8
September	2	4	\$896,752.00	\$831,912.00	-7.2
*October	2	3	\$1,066,373.00	\$1,046,953.00	-1.8

\*Data not available in CCIS

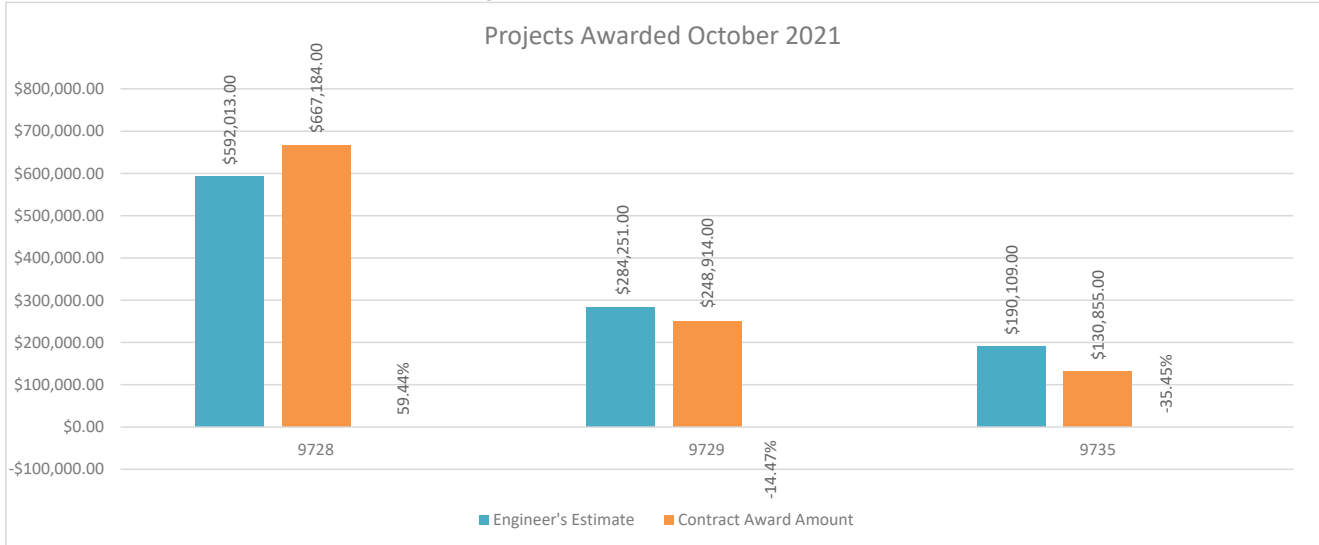
Note: Does not include Design Build, Emergency Contracts, On-Call, Single Source or Region Level Small Works Projects



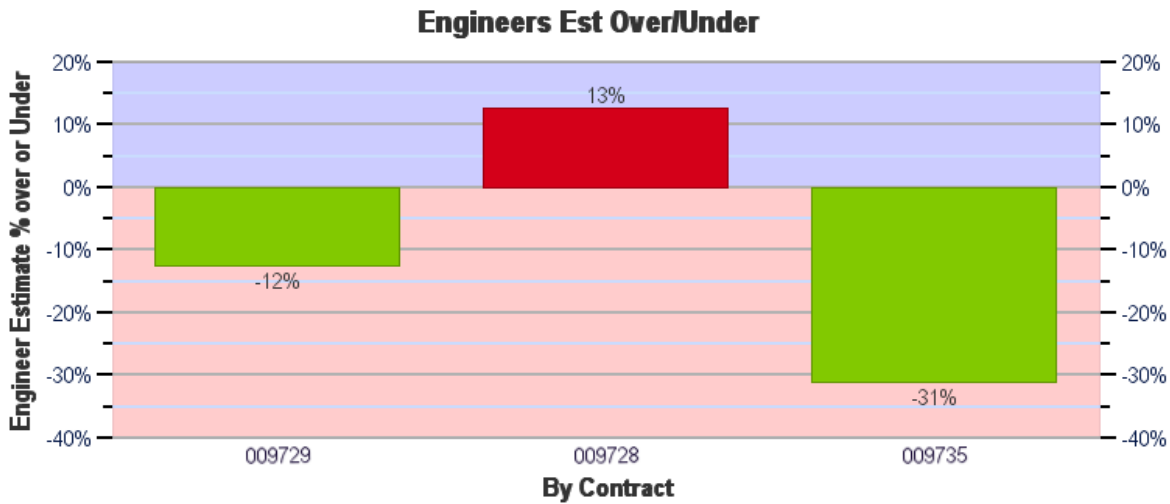
**Washington State  
Department of Transportation**

For more information, please contact Kari Beardslee from the WSDOT Design Office at beardsk@wsdot.wa.gov

### Award to Estimate Comparison with the Number of Bidders for October 2021



Contract Number	Title	Award Date	Number of Bidders	Engineer's Estimate	Contract Award Amount	Over / Under Percent
9728	I-90/Freeway/Arterial Integrated Corridor Ma	10/27/2021	3	\$592,013.00	\$667,184.00	12.70%
9729	Embankment Erosion Repair	10/27/2021	2	\$284,251.00	\$248,914.00	-12.43%
9735	Sr 167 Completion Demo 8	10/25/2021	2	\$190,109.00	\$130,855.00	-31.17%



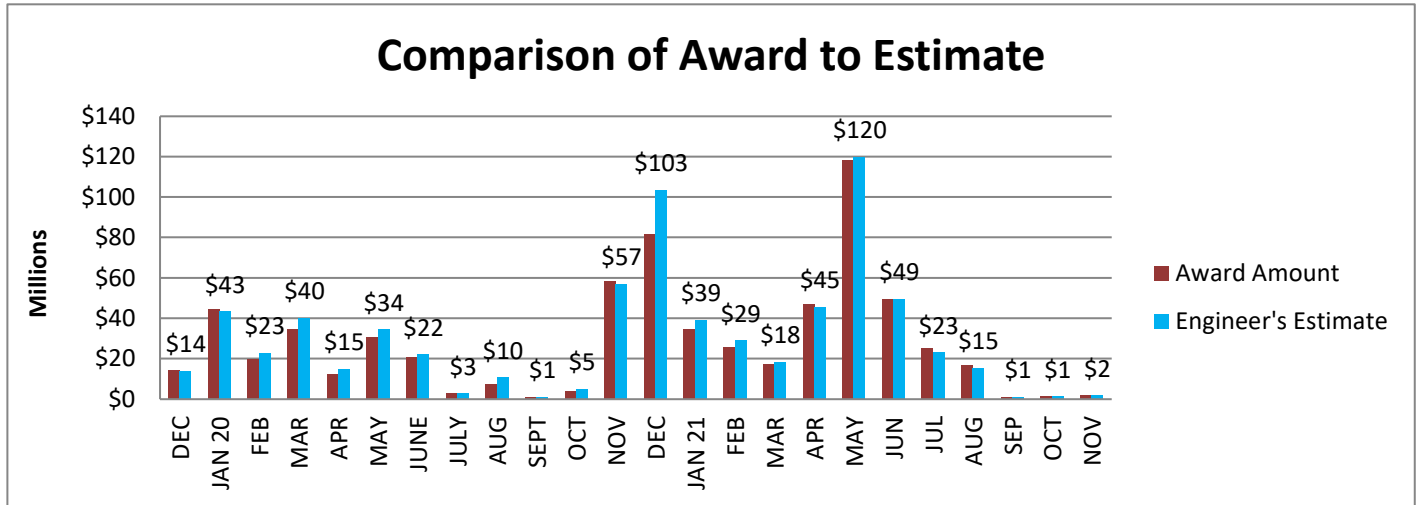
Data from October awards currently not available in CCIS

Note: Does not include Design Build, Emergency Contracts, On-Call, Single Source or Region Level Small Works Projects



For more information, please contact Kari Beardslee from the WSDOT Design Office at [beardsk@wsdot.wa.gov](mailto:beardsk@wsdot.wa.gov)

## Awarded Design Bid-Build Contracts: Award to Estimate with Average Number of Bidders by Month December 2019 - November 2021



Month	Number of Bidders	Number of Projects	Engineer's Estimate	Contract Award Amount	Between Estimate and Award
December	4	6	\$13,836,162.00	\$14,038,164.00	1.5%
January-20	3	11	\$43,314,305.00	\$44,461,471.00	2.6%
February	5	10	\$22,617,249.00	\$19,448,139.00	-14.0%
March	5	5	\$40,184,808.00	\$34,324,550.00	-14.6%
April	4	11	\$14,815,642.00	\$12,282,952.00	-17.1%
May	3	12	\$34,337,191.00	\$30,675,287.00	-10.7%
June	5	8	\$21,904,179.00	\$20,511,844.00	-6.4%
July	4	3	\$2,502,440.00	\$2,484,450.00	-0.7%
August	4	6	\$10,409,043.00	\$7,478,581.00	-28.2%
September	4	2	\$815,020.00	\$728,554.00	-10.6%
October	5	4	\$4,999,176.00	\$3,910,663.00	-21.8%
November	4	6	\$56,977,221.00	\$57,966,138.00	1.7%
December	5	12	\$103,483,514.00	\$81,525,699.00	-21.2%
January-21	4	12	\$39,172,832.00	\$34,613,080.00	-11.6%
February	4	8	\$28,861,805.00	\$25,599,455.00	-11.3%
March	4	11	\$18,183,611.00	\$17,200,183.00	-5.4%
April	4	15	\$45,490,765.00	\$46,553,976.00	2.3%
May	3	13	\$119,798,071.00	\$118,011,329.00	-1.5%
June	4	12	\$49,420,914.00	\$49,078,954.00	-0.7%
July	3	7	\$22,843,885.00	\$25,181,875.00	10.2%
August	4	3	\$15,135,192.00	\$1,646,492.00	8.8%
September	2	4	\$896,752.00	\$831,912.00	-7.2%
*October	2	3	\$1,066,373.00	\$1,046,953.00	-1.8%
*November	5	2	\$1,610,870.00	\$1,773,107.00	10.1%

\*Data not available in CCIS

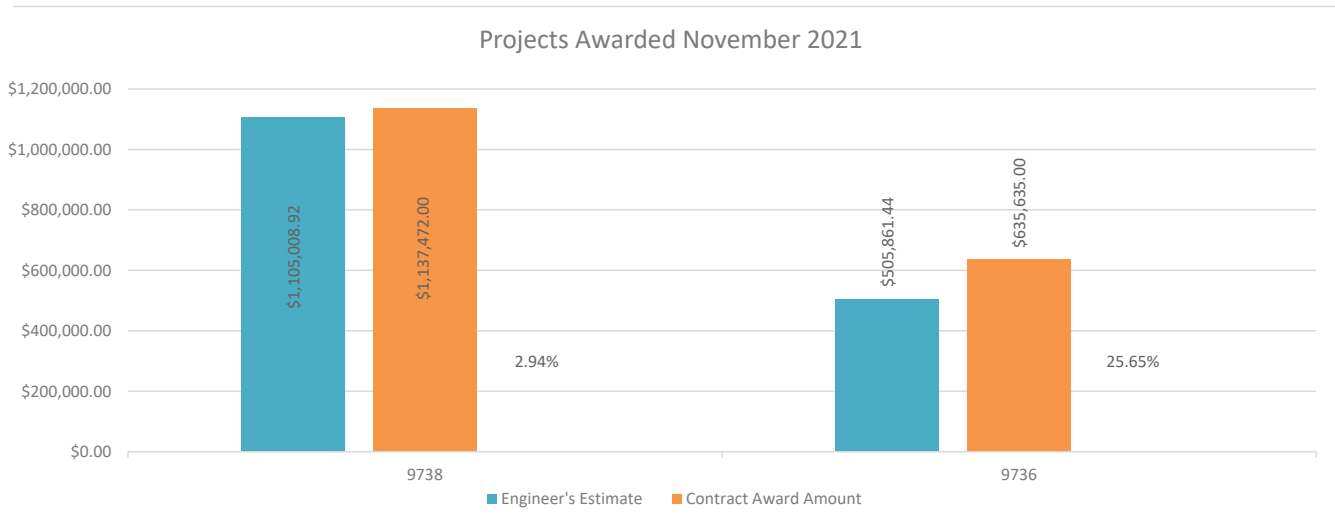
Note: Does not include Design Build, Emergency Contracts, On-Call, Single Source or Region Level Small Works Projects



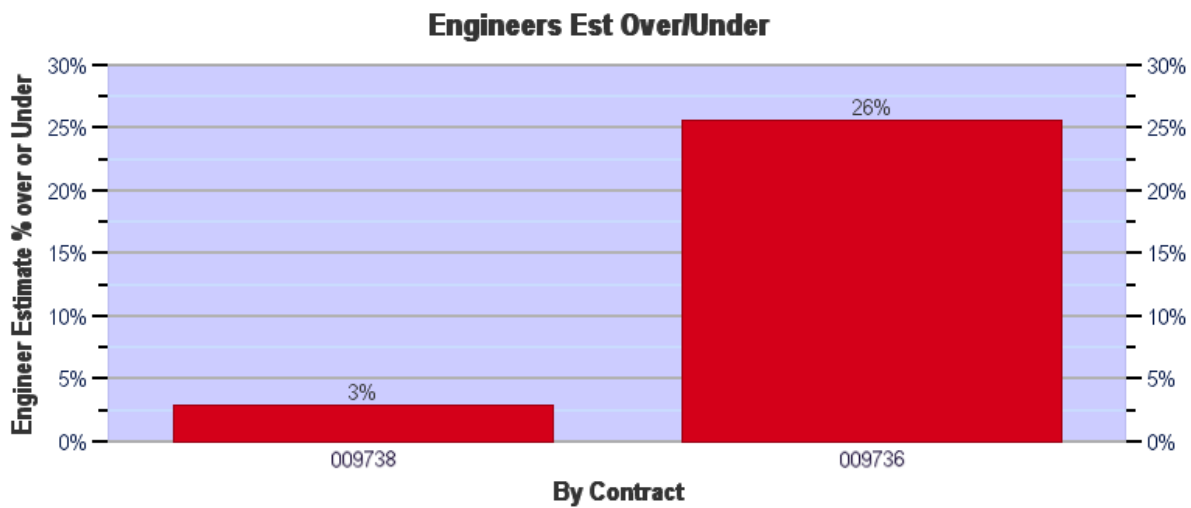
**Washington State  
Department of Transportation**

For more information, please contact Kari Beardslee from the WSDOT Design Office at [beardsk@wsdot.wa.gov](mailto:beardsk@wsdot.wa.gov)

## Monthly Award to Estimate Comparison November 2021



Contract Number	Title	Award Date	Number of Bidders	Engineer's Estimate	Contract Award Amount	Over / Under Percent
9738	Unnamed Tributary to Four Mile Creek Fish	11/24/2021	5	\$1,105,008.92	\$1,137,472.00	2.94%
9736	Roadside Barrier Preservation	11/22/2021	4	\$505,861.44	\$635,635.00	25.65%



Data from November awards currently not available in CCIS

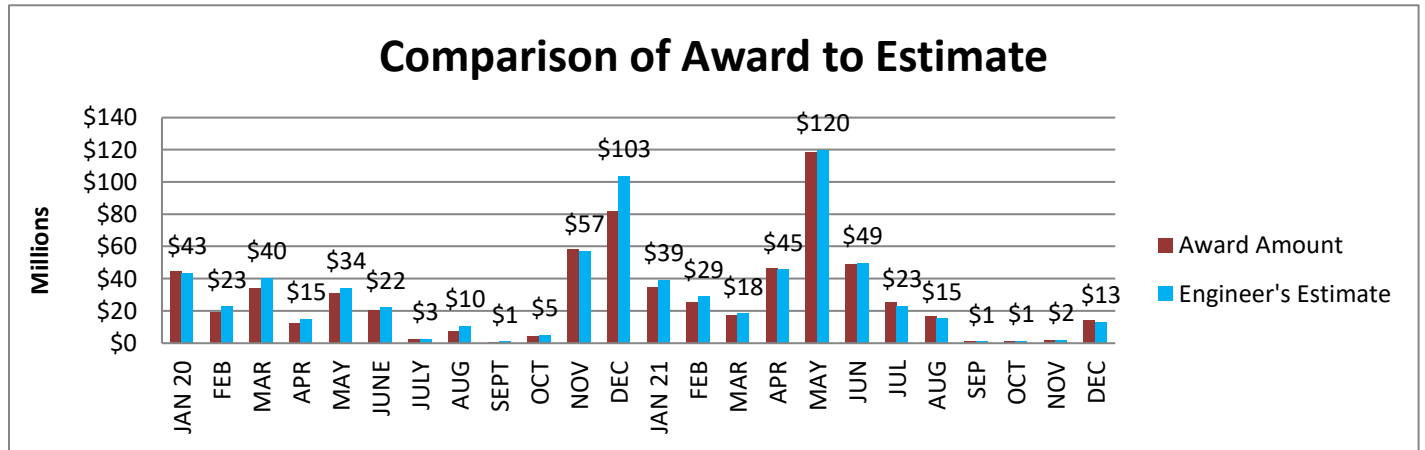
Note: Does not include Design Build, Emergency Contracts, On-Call, Single Source or Region Level Small Works Projects



**Washington State  
Department of Transportation**

For more information, please contact Kari Beardslee from the WSDOT Design Office at [beardsk@wsdot.wa.gov](mailto:beardsk@wsdot.wa.gov)

# Awarded Design Bid-Build Contracts: Award to Estimate with Average Number of Bidders by Month January 2020 - December 2021



Month	Average Number of Bidders	Number of Projects	Engineer's Estimate	Contract Award Amount	Percent Difference Between Estimate and Award
January-20	3	11	\$43,314,305.00	\$44,461,471.00	2.6%
February	5	10	\$22,617,249.00	\$19,448,139.00	-14.0%
March	5	5	\$40,184,808.00	\$34,324,550.00	-14.6%
April	4	11	\$14,815,642.00	\$12,282,952.00	-17.1%
May	3	12	\$34,337,191.00	\$30,675,287.00	-10.7%
June	5	8	\$21,904,179.00	\$20,511,844.00	-6.4%
July	4	3	\$2,502,440.00	\$2,484,450.00	-0.7%
August	4	6	\$10,409,043.00	\$7,478,581.00	-28.2%
September	4	2	\$815,020.00	\$728,554.00	-10.6%
October	5	4	\$4,999,176.00	\$3,910,663.00	-21.8%
November	4	6	\$56,977,221.00	\$57,966,138.00	1.7%
December	5	12	\$103,483,514.00	\$81,525,699.00	-21.2%
January-21	4	12	\$39,172,832.00	\$34,613,080.00	-11.6%
February	4	8	\$28,861,805.00	\$25,599,455.00	-11.3%
March	4	11	\$18,183,611.00	\$17,200,183.00	-5.4%
April	4	15	\$45,490,765.00	\$46,553,976.00	2.3%
May	3	13	\$119,798,071.00	\$118,011,329.00	-1.5%
June	4	12	\$49,420,914.00	\$49,078,954.00	-0.7%
July	3	7	\$22,843,885.00	\$25,181,875.00	10.2%
August	4	3	\$15,135,192.00	\$1,646,492.00	8.8%
September	2	4	\$896,752.00	\$831,912.00	-7.2%
*October	2	3	\$1,066,373.00	\$1,046,953.00	-1.8%
*November	5	2	\$1,610,870.00	\$1,773,107.00	10.1%
*December	3	6	\$12,860,167.00	\$13,833,317.00	7.6%

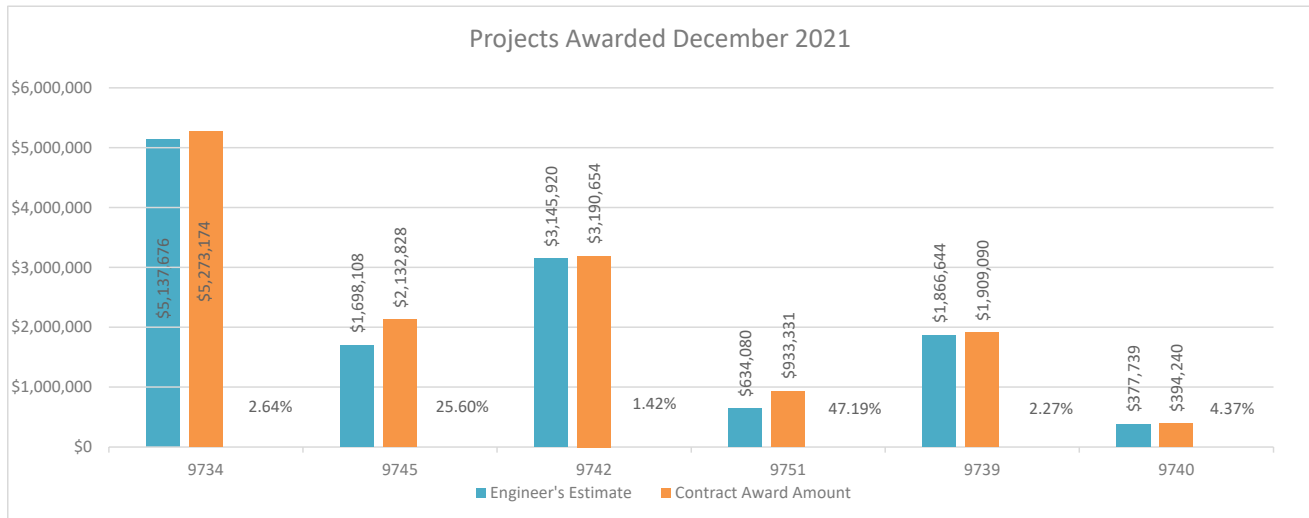
\*Data not available in CCIS

Note: Does not include Design Build, Emergency Contracts, On-Call, Single Source or Region Level Small Works Projects

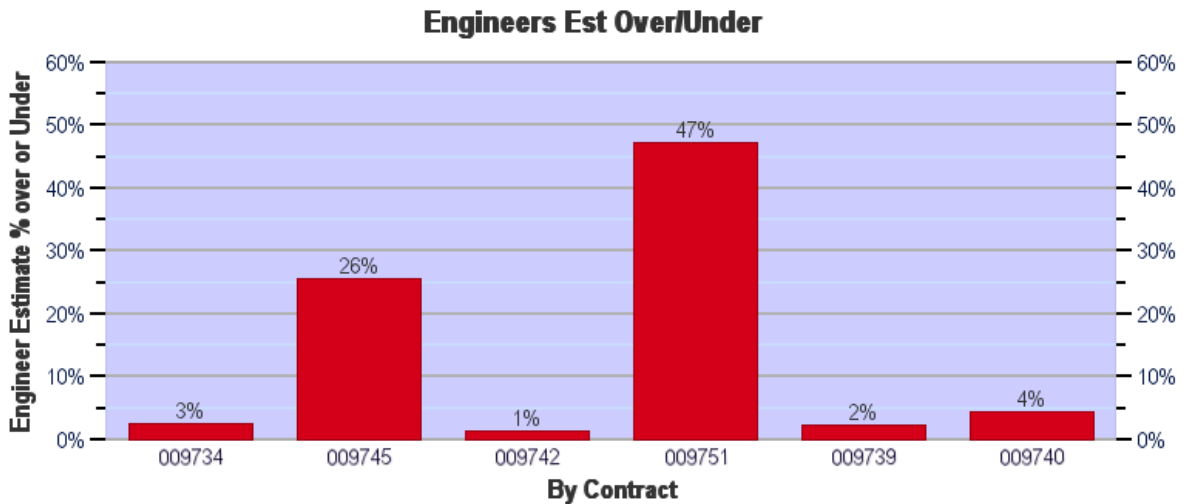


For more information, please contact Kari Beardslee from the WSDOT Design Office at beardsk@wsdot.wa.gov

## Monthly Award to Estimate Comparison December 2021



Contract Number	Title	Award Date	Number of Bidders	Engineer's Estimate	Contract Award Amount	Over / Under Percent
9734	South Lake Stevens Road Intersection Impr	12/8/2021	5	\$5,137,676	\$5,273,174	2.64%
9745	Chamberlain Lake Rest Area Unstable Slop	12/10/2021	2	\$1,698,108	\$2,132,828	25.60%
9742	Bickford Ave Intersection Improvements	12/27/2021	4	\$3,145,920	\$3,190,654	1.42%
9751	SB Samish River Bridge Deck Overlay	12/27/2021	3	\$634,080	\$933,331	47.19%
9739	US 97A & SR 971 - Rock Slope Scaling	12/1/2021	2	\$1,866,644	\$1,909,090	2.27%
9740	2021 CW Branch Fencing - PCC	12/10/2021	2	\$377,739	\$394,240	4.37%



Data from November awards currently not available in CCIS

Note: Does not include Design Build, Emergency Contracts, On-Call, Single Source or Region Level Small Works Projects



For more information, please contact Kari Beardslee from the WSDOT Design Office at [beardsk@wsdot.wa.gov](mailto:beardsk@wsdot.wa.gov)