

Good To Go! Sticker Pass

Installation Instructions

Welcome to Good To Go!

Good To Go![™] electronic tolling is the fastest way to save money on all toll roads in the state of Washington.

Auto replenishment is the best way to ensure your **Good To Go!** account never runs out of money. It's easy to set up your **Good To Go!** account so that your bank account or credit card is automatically charged with a preset replenishment amount when your account balance gets low. You will receive a monthly email with a link to your account statement, and can check your most recent account activity online or by phone at any time. With auto replenishment you're always **Good To Go!**



Good To Go! Sticker Pass

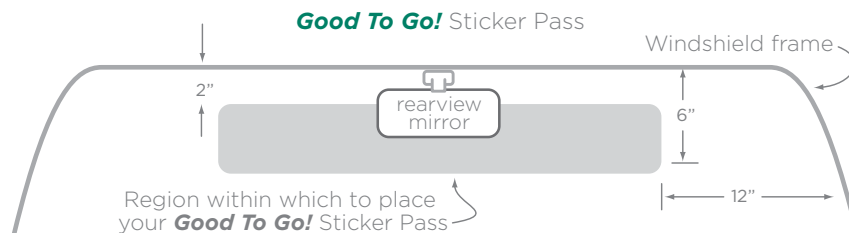
⚠ IMPORTANT: This pass must be properly mounted on the **INSIDE** of the **FRONT** windshield to work and cannot be moved from car to car.

1 Clean:

Clean and dry the inside of the windshield with rubbing alcohol or windshield cleaner.

2 Position:

Your **Good To Go!** Sticker Pass adheres to the inside of the front windshield in an area near the rearview mirror as shown in the illustration. **The pass should be placed below any metalized sun strips or visor tints.** The top of your pass should be no more than 6" below the roofline of the vehicle. If you choose to place the pass behind your rearview mirror it must be at least 2" below the mirror stem.



NOTE: The windshield on a small number of vehicles are metalized throughout and will need a different type of pass. If you have this type of windshield, contact the Customer Service Center: 1-866-936-8246.

3 Stick:

Peel off the backing and stick the pass to the inside of the windshield. To get a tight seal, use your thumb to press and smooth the pass against the glass in a side-to-side motion.


Questions?

Visit us online at wsdot.gov/GoodToGo, or call the Customer Service Center at 1-866-936-8246.

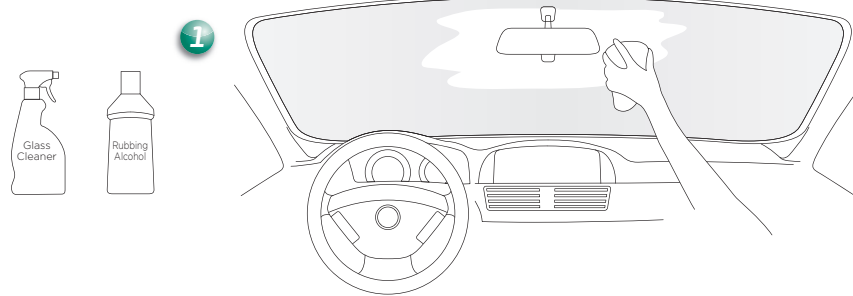
Good To Go! Sticker Pass

Installation Instructions

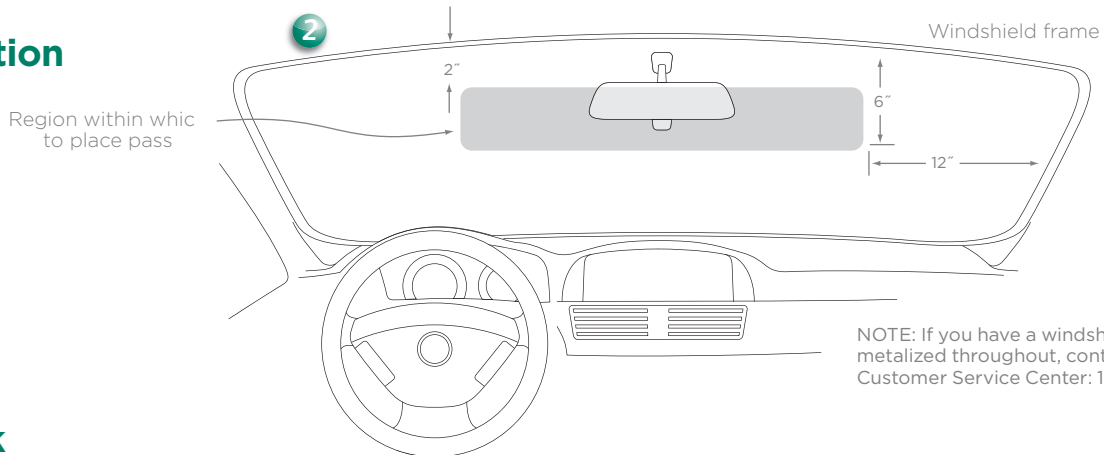
IMPORTANT: This pass must be mounted on the Inside of the FRONT windshield to work and cannot be moved from car to car.



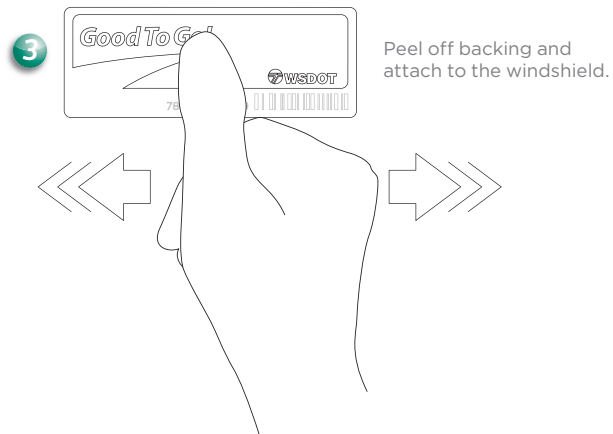
1 Clean



2 Position



3 Stick



Questions?

Visit us online at wsdot.gov/GoodToGo, or call the Customer Service Center at 1-866-936-8246.