

OVERVIEW

2023-25 FIRST SUPPLEMENTAL AVAILABLE FUNDS

Sources*	\$ in Millions	
State Revenues	\$5,114.0	49%
Federal Funding	2,525.3	24%
Bond Sales	1,494.2	14%
Ferry Fares	449.6	4%
Toll Fares	494.3	5%
Local Funding	267.9	3%
Total Sources	\$10,345.2	100%
Net Transfers**	733.7	
Less: Debt Service	(1,776.9)	
Add: Beginning Account Balances	3,008.7	
Total WSDOT Funding	\$12,310.7	

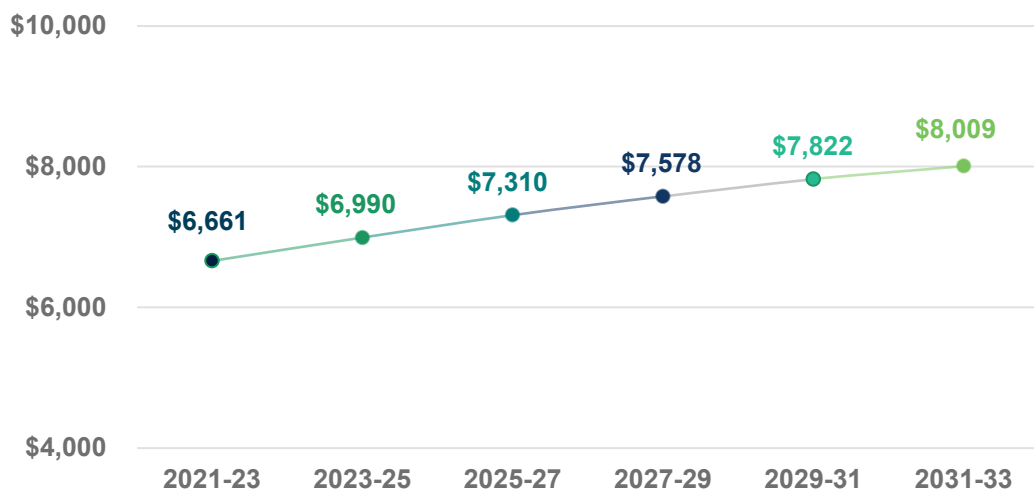
*State revenue, ferry fares, and toll fares revenues are estimated based on the February 2024 Transportation Revenue Forecast and general financial plan assumptions. Federal, local, and bond sales figures are estimated based the enacted 2024 supplemental budget."

2024 ENACTED SUPPLEMENTAL BUDGET HIGHLIGHTS

- \$90.5 million added supplemental funding invested in ferry system, workforce, vessels, and passenger-only ferry service.
- Advanced clean transportation to address climate change and resilience.
- \$100 million provided for highway preservation work.
- \$1 million to establish a traffic safety camera pilot program.
- \$630 million budget increase for SR 520 Program + support to award the Portage Bay Bridge Replacement & Roanoke Lid project.
- \$1 million to establish graffiti abatement and reduction pilot program.
- \$9 million in vacancy savings reduction restored partial funding to support staffing needs.

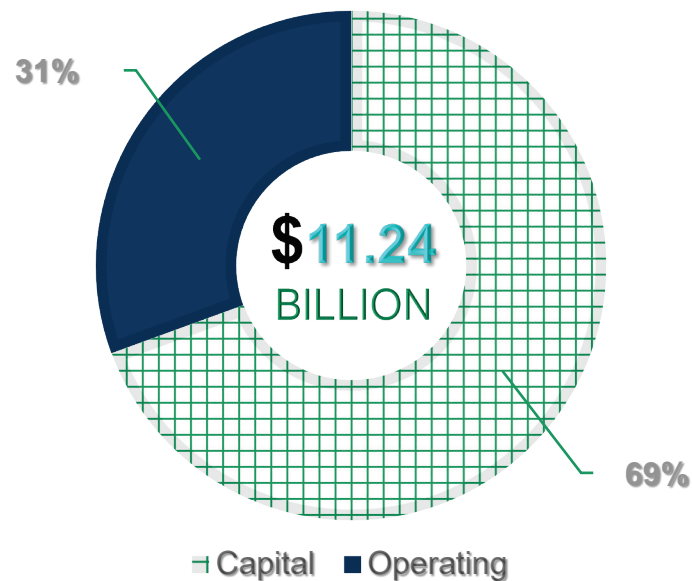
TRANSPORTATION REVENUE TRENDS

Supports all transportation agencies



Based on the February 2024 Transportation Revenue Forecast Vol. I.

2023-25 BIENNIAL BUDGET W/ 2024 SUPPLEMENTAL APPROPRIATIONS



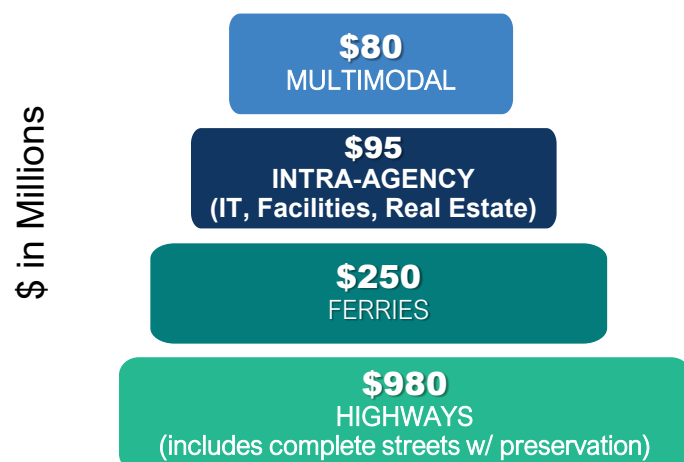
CHALLENGES AHEAD

- Maintenance Funding:** Unfunded material cost increases placed additional strain on the maintenance program. Balancing current system maintenance with new projects is challenging due to underfunded preservation needs. This funding shortage may defer maintenance activities affecting the traveling public and staff.
- Fish Passage Program Delivery:** Current funding, though insufficient, allows progress. An additional \$4 billion is needed to meet federal injunction requirements.
- Capital Program Delivery:** The budget assumes a highway construction investment level twice as high as before, necessitating collaboration for responsible and effective delivery within resource constraints.
- Cost Escalation:** Rising national construction costs have affected project delivery. The agency will continue to consult with legislative partners to address cost escalations.

STATE OF GOOD REPAIR

Post 2024 Session

\$1.44 BILLION TOTAL AVERAGE ANNUAL SHORTFALL



Source: CPDM Asset Management

2023-25 BIENNIAL BUDGET w/ 2024 SUPPLEMENTAL BY PROGRAM

Chapter 310, Laws of 2024 PV (ESHB 2134 S.SL) Total Budgeted (Appropriated plus Non-appropriated TEF)

Dollars in Millions

Program Code & Title	2023-25 Biennial Budget	2023-25 Biennial Budget w/ 2024 Supplemental	Supplemental Changes
Operating Budget			
B Toll Operations & Maintenance	\$138.2	\$153.8	\$15.6
C Office of Information Technology	128.5	129.0	0.5
D Facilities-Operating	42.6	42.9	0.4
E Transportation Equipment Fund (Fund 410 Nonappropriated)	170.3	179.1	8.8
F Aviation	17.7	23.1	5.4
H Program Delivery, Management, & Support	66.4	66.0	(0.4)
K Public/Private Partnerships	199.4	229.9	30.5
M Highway Maintenance and Operations	609.8	621.4	11.6
Q Traffic Operations-Operating	100.9	106.0	5.1
S Transportation Management & Support	92.7	94.0	1.3
T Transportation Planning, Data, & Research	84.1	85.5	1.4
U Charges from Other Agencies	111.5	119.7	8.2
V Public Transportation	678.1	725.8	47.7
X Ferries-Operating	739.9	770.4	30.5
Y Rail-Operating	92.9	86.7	(6.2)
Z Local Programs-Operating	18.8	20.4	1.5
Total Operating Budget	\$3,291.8	\$3,453.7	\$161.8
Capital Budget			
D Facilities–Capital	\$42.4	\$43.0	\$0.6
F Aviation–Capital (Revitalization Loans, Capital Budget)	5.0	5.0	0.0
I Highway Improvements	4,539.5	4,841.7	302.2
P Highway Preservation	834.7	1,005.7	171.0
Q Traffic Operations-Capital	15.3	23.9	8.6
W Ferries-Capital	533.0	697.1	164.1
Y Rail-Capital	232.6	295.8	63.2
Z Local Programs-Capital	684.1	882.8	198.7
Total Capital Budget	\$6,886.5	\$7,795.0	\$908.5
Total Budget	\$10,178.4	\$11,248.7	\$1,070.3

Notes

- Items may not total due to rounding. Funding shown above reflects all sources, not only the transportation budget bills.
- 2024 supplemental appropriations were included in the transportation budget bill Chapter 310, Laws of 2024 PV (ESHB 2134 S.SL).
- Appropriations for the 2023-25 biennium were provided in two bills: most appropriations, including compensation, were included in the transportation budget bill Chapter 472, Laws of 2023 PV (ESHB 1125); \$5 million in community aviation revitalization loans was included in the enacted capital budget, Chapter 474, Laws of 2023 (ESSB 5200 S.SL).
- Program E funding is non-appropriated and is administered through Fund 410 – Transportation Equipment Fund Account a non-appropriated account.