



Washington State  
Department of Transportation

# Prioritization of Facility Preservation Needs and Repair Report

October 2024



**Roger Millar**  
Secretary of Transportation

**Mark Smith**  
State Facilities Administrator

## Introduction

Pursuant to Engrossed Substitute House Bill (ESHB) 1125, Section 304 (2) (b), WSDOT submits the following report to the Office of Financial Management and the transportation committees of the Washington State Legislature outlining *Prioritization of Facility Preservation Needs and Repair*. Per the proviso, this report includes:

1. A by facility ranking based on the criteria implemented
2. Detailed information on the actions taken in the previous period to address the identified issues and deficiencies, and
3. The plan, by facility, to address issues and deficiencies for the remainder of the 2023-2025 fiscal biennium and the 2025-2027 fiscal biennium

*Sec. 304. 2(a) \$10,011,000 of the move ahead WA account—state for the department to improve its ability to keep facility assets in a state of good repair... The legislature intends these to be reasonable, forward-thinking investments that consider potential future space efficiency measures and consolidations... Prioritization must be based on, but not limited to, the following criteria: (i) Employee safety and facility security; (ii) state and federal regulatory and statutory requirements and compliance issues, including clean buildings requirements; (iii) quality of work issues; (iv) facility condition assessment evaluations and scoring; (v) asset preservation; and (vi) amount of operational support provided by the facility to the achievement of the department's performance measures and outcomes, including facility utilization based on field operations work supported at the location. "Field operations" include maintenance, transportation operations, materials testing, and construction. See [Appendix A](#) for complete section text.*

The facilities program at WSDOT is responsible for nearly 1000 buildings across the state. The additional \$10,011,000 in funding provided by the legislature is being used by WSDOT, in sub-program D3, to repair agency facilities in support of providing safe, reliable and cost-effective transportation options to improve communities and economic vitality for people and businesses. Projects covered by this report include the repair and replacement of systems within these buildings such as roofs, windows, heating, cooling, electrical, plumbing, lighting and occasionally finishes (painting and flooring). Most of these systems are past their useful life and in poor or critical condition. There is an increasing frequency and severity of problems requiring urgent responses which pulls resources away from planned projects.

The addition of Move Ahead Washington (MAW) funding is aiding the Agency in maintaining operational readiness. WSDOT used the increase to add 11 projects and an 'emergent need bucket' to the Facilities program preservation and improvement minor works projects list at the start of the biennium. The emergent need bucket is shown as a line item and intended to set up and complete individual unplanned repair projects that arise during the two-year period. See [Appendix B](#) for the initial 23-25 minor works project list. Note, due to changes and emergent issues (emergencies) since the start of the biennium, the current minor works plan has grown to 53 active projects excluding the emergent need bucket. As of the writing of this report \$9.8M

(93%) of the minor works funding provided to the agency is programed in completed, active, or pending projects. see *Detailed Information* section below for more information.

## By Facility Ranking

### Space Use Criteria

WSDOT considers the criteria noted in the proviso related to potential future space efficiency measures and consolidations when planning facility preservation projects. However, basic system repairs must be done even when a building is under-utilized. Building envelope (roof, walls, windows, doors) and HVAC (heating and cooling) failures must be addressed to meet a minimum acceptable level of performance. Water leaks, condensation, and bursting pipes will lead to additional hazards, costlier repairs, and reduced asset life if left untreated regardless of how many employees are present. Note: The Agency completed a separate study titled *WSDOT Space Use Study* in September 2024. The study evaluates opportunities to meet the space efficiencies suggested in this proviso.

### Project Prioritization

The agency employs a matrix to prioritize biennial preservation and improvement minor works projects which aligns closely to the report proviso (see [Appendix C](#)). In recent years, WSDOT has had to adjust priorities by moving some project categories up to address failures that impact operations. Examples include repair of roof, wall, and window leaks, heating/cooling unit failures, environmental control failures, and water/sewer line leaks. These issues can and do impede or delay operations as employees are forced to react and adjust their work as failures occur. Also, when these systems fail, they reduce energy efficiency (increased carbon footprint and increased utility costs) and reduce asset life (increased deterioration of building components). The effect of the change in priorities can be seen in the number of projects that fail to meet the highest proviso priorities i.e. employee safety and security / regulatory compliance vs. lower priorities. This highlights the real-world challenge faced by WSDOT in prioritizing *Safety/Security* and *Regulatory Compliance* over minimum asset performance (*Quality of work, Operational Support*) and keeping basic systems operational (*Facility Condition* and *Asset Preservation*). The summary below shows the number of active projects (53 total) and how they each meet the five proviso criteria.

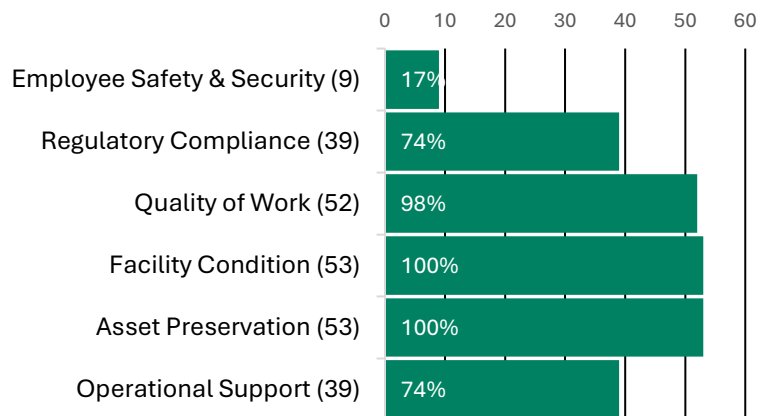


Figure 1- Current biennium minor works project performance based on proviso criteria

## Detailed Information

### Project Status

As of October 2024, WSDOT Facilities has 66 projects on the MAW funded minor works list. Of the 66 projects 53 are active (planned for completion this biennium) and 13 have been deferred due to emergent issues of higher priority. Of the active projects, 14 have been completed, 31 are active, and eight are programmed. Programmed projects have funding, have been assigned to a Project Manager, and will be started as soon as possible. Deferred projects will be reprioritized and completed as resources become available. Below is a summary of project status, see [Appendix E](#) for complete details.

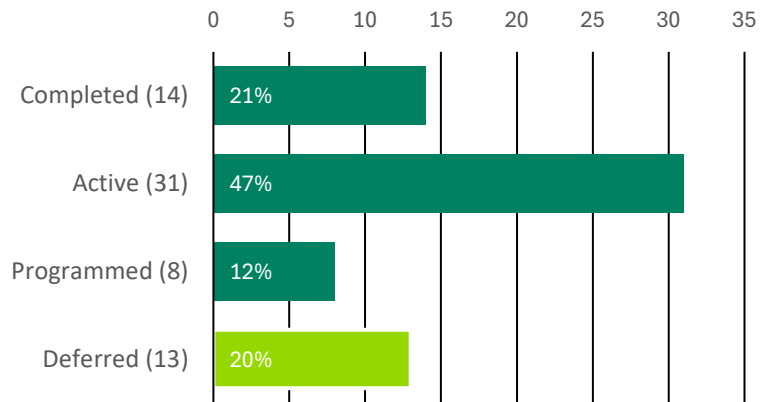


Figure 2 - Current biennium minor works project status

### Emergent Issues Impact Efficiency

A majority of WSDOT facilities are in poor or critical condition; walls, roofs, windows, doors, heating, cooling, electrical, plumbing and structural element are all at risk of failing or in need of repair. As a result, the agency's facilities face constant emergent (emergency) issues. Emergent issues include unplanned or reprioritized repairs because of failures that are a risk to operations. To date there have been 23 emergent (new) projects and 13 deferred (rescheduled) projects.

Facility repair projects are added and deferred for a variety of reasons including shifting funding or staff to higher priority need. An example of an emergent project is repair work at the Southwest Region Area 1 Maintenance Facility associated with the abatement of asbestos containing materials discovered in poor condition. This was unplanned work at a primary facility for maintenance and its prolonged closure would add cost and delay maintenance and operations to the transportation system in the Vancouver area. While the dollar amount was low, this project impacted delivery as staff were shifted away from planned work. Added travel, work order adjustments, communication, contract procurement, and reporting outside of the initial plan are to be expected as change occurs but it does reduce overall program delivery capacity. As the amount of emergent work and deferrals increase, capital project delivery efficiency decreases. More importantly facility failures delay employees and impact the delivery

of the overall agency mission to provide safe, reliable, and cost-effective transportation options to the traveling public.

Other issues faced by the program this biennium include cost increases, staffing, and delays or failures to procure consultants and contractors for facility design and construction work. Recently, lack of outside interest (three solicitations for design work with no responses), lengthy rate negotiations and approvals (months longer than expected) have delayed several projects. While it's not entirely clear what is causing these issues, the capital delivery team is working with internal procurement to adjust methodologies as allowed. For example, WSDOT Facilities is currently in the process of acquiring a general engineering consultant to reduce time needed to complete project design. Increased use of less traditional contracting methods such as Job Order Contracting (JOC) and Energy Service Company (ESCO) delivery methods are being used to complete projects this biennium. These are more time efficient processes; however, they increase project cost.

As with all sectors, the facilities office is experiencing higher than planned costs to complete construction and repairs. The program will continue evaluating our processes and implement improvement where possible.

**Project Spending**

\$1.9 million of the \$10 million MAW funding has been spent to date. 93% of the funds are programed and expected to be spent as projects continue with or move into the construction phase during the last eight months of the biennium. As of the writing of this report, the \$0.7M of emergent funding remaining has been verbally committed to cover an asbestos abatement issue at the Berne Camp Facility in North Central Region but has not yet been formally programed as a project. Below is a summary of funding relative to project status.

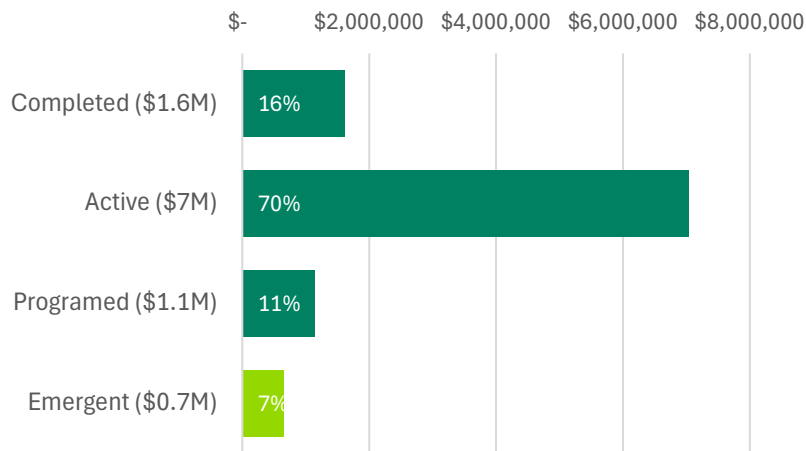


Figure 3 - Current biennium minor works project funding by status

## The Plan

The list of 38 active and planned minor works projects for the remainder of the 2023-2025 biennium and the 23 planned projects for the 2025-2027 biennium are listed in separate figures in [Appendix F](#). The WSDOT Capital Facilities Office will continue to pursue the most efficient and

## Prioritization of Facility Preservation Needs and Repair Report - October 2024

cost-effective means for delivery of MAW funding provided for the preservation of its buildings and sites.

If you have questions, comments or would like to learn more about the WSDOT Facilities Capital Program, please contact Mark Smith, State Facilities Administrator at 360-705-7890 or [Mark.Smith@wsdot.wa.gov](mailto:Mark.Smith@wsdot.wa.gov).



## Appendix A

Full Text: Engrossed Substitute House Bill (ESHB) 1125, Section 304. 2

*Sec. 304. 2(a) \$10,011,000 of the move ahead WA account—state for the department to improve its ability to keep facility assets in a state of good repair. In using the funds appropriated in this subsection, the department, with periodic reporting to the joint transportation committee, must develop and implement a prioritization of facility capital preservation needs and repair projects. The legislature intends these to be reasonable, forward-thinking investments that consider potential future space efficiency measures and consolidations, including those assessed as having high commercial value and potential returns to state transportation funds associated with the sale of the property. Prioritization must be based on, but not limited to, the following criteria: (i) Employee safety and facility security; (ii) state and federal regulatory and statutory requirements and compliance issues, including clean buildings requirements; (iii) quality of work issues; (iv) facility condition assessment evaluations and scoring; (v) asset preservation; and (vi) amount of operational support provided by the facility to the achievement of the department's performance measures and outcomes, including facility utilization based on field operations work supported at the location. "Field operations" include maintenance, transportation operations, materials testing, and construction.*

*(b) By October 15, 2024, covering the first 15 months of the 2023-2025 fiscal biennium, the department must provide a report based on the prioritization of facility preservation needs and repair projects developed pursuant to (a) of this subsection to the office of financial management and the transportation committees of the legislature. The report must include: (i) A by facility ranking based on the criteria implemented; (ii) detailed information on the actions taken in the previous period to address the identified issues and deficiencies; and (iii) the plan, by facility, to address issues and deficiencies for the remainder of the 2023-2025 fiscal biennium and the 2025-2027 fiscal biennium.*

*(c) The by facility ranking developed under (b) of this subsection must be the basis of an agency budget submittal for the 2025-2027 fiscal biennium.*

## Appendix B

**23-25 D3 Minor Works - July 2023 (Original Plan with additional MAW Funds)  
Preservation and Improvements Minor Works Projects**

PIN	Project Title	23-25	MAW ADD
888811N	Everett Signals/Bridge Shop Bldg 2 - Structural Wall Repair - NWR	165,313	
888822B	Ephrata AMF Bldg 1 - ADA Entry Ramp/Stairs - NCR*	70,064	
888834E	Mullenix AMF - Security Upgrades - OR*	31,503	
888850P	Union Gap Boiler Replacement - SCR*	218,325	
888850O	Hyak Boiler Replacement - SCR	307,418	
888861O	Grouse Creek Water Line Replacement - ER	53,734	
888861J	Colville AMF Bldg 1 - HVAC replacement - ER	56,607	
888850K	Bullfrog AMF - Domestic Well Relocation - SCR*	52,190	
888864Y	Eastern Regionwide - Fire Exit Door Replacement - ER	74,419	
888801B	Tumwater HQ Materials Lab Bldg 1 - Suppression and Alarm System - HQ	1,210,877	
888813D	Corson Ave RHQ Bldg 1 - Fire Alarm System Installation - NWR	363,263	
888812W	Deming SMF - Fire Protection Installation - NWR	325,000	
888841C	Vancouver RHQ Bldg 1 - Fire Suppression System Replacement - SWR*	143,714	
888843J	SWR HQ Consolidated Office - Security System Replacement - SWR*	145,390	
888843M	Vancouver Area 1 MF - Fire System Upgrade - SWR*	172,474	
888833K	Region Wide Fall Protection - OR	101,606	
888830U	Walker Mt SMF - Water System Renovation - OR*	18,592	
888863G	Hunters SMF - Water Line Replacement - ER*	13,488	
888811W	Corson Ave RHQ - Water Line Replacements - NWR	614,991	
888812J	Mt. Vernon AMF Bldg 2 - Crane Replacement - NWR*	33,410	
888860K	Odessa Pit Site - Well Installation - ER*	47,234	
888891S	23-25 HQ Project Scoping	25,000	
888891P	23-25 HQ Post Occupancy	25,000	
TBD	Environmental Compliance Support	250,000	
TBD	ITS - Wireless Project Support	300,000	
888843U	Vancouver Window Installation		860,000
888817W	Corson TEF Design**		4,000,000
888800S	Radio Site HVAC System Improvements		1,700,000
888830G	ESCO Delivery: Mullenix AMF Bldg 6 - HVAC Replacement		300,000
888819G	Skykomish Drainage		313,000
888861K	Colville AMF Bldg 1 and 2 - Roof Replacement - ER		105,393
888999Y	Spokane RHQ Bldg 1 - Roof Replacement - ER		361,760
888861D	Spokane RHQ Bldg 15 - Roof Replacement - ER		421,056
888862G	Wilbur SMF Bldg 1 - Roof Replacement - ER		183,028
888999X	Central Park AMF - Security Upgrade		40,000
888860V	Grouse Creek Trench Drains		250,000
888800C	Statewide Emergent Needs and Minor Projects - HQ		1,476,763
<b>List Total</b>		<b>4,819,612</b>	<b>10,011,000</b>

\*Completed with existing, non-MAW funding

\*\*Project and funding was moved off this list and is now a standalone line item project

Figure B1 – Initial 2023-2025 biennium minor works project list with adjustments for MAW funding



## Appendix C

### MINOR AND MEDIUM CAPITAL PROJECTS PRIORITY

Priority	Category	Description
1	LIFE SAFETY/ CRITICAL ISSUES	Work is required per building code and must be done to keep occupants safe. E.g., fire alarm systems, fire protection systems, vehicle exhaust systems, and emergency eyewash stations. Also, may include corrective action on recent investments to assure delivery of intended scope.
2	CODE COMPLIANCE	Renovation or improvements required for immediate compliance with local, state, or federal building regulations that do not present an immediate threat to occupant safety. E.g., wells, water systems, elevators, cranes, ADA- parking/ramps/restrooms, etc.
3	FACILITY LOSS/ CRITICAL SYSTEMS	Renovations, and improvements required to prevent serious facility deterioration and significantly higher costs if not immediately corrected. Could result in a closure of the facility. E.g., roofing, plumbing, electrical, and security systems, exterior doors, emergency power systems, fencing and gates.
4	ENVIRONMENTAL COMPLIANCE	Renovations, and improvements required for long-term compliance with local, state, or federal environmental regulations. (E.g., secondary containment, installation of treated sand sheds).
5	PRIMARY SYSTEMS/ MISSION SUPPORT	A primary building component is showing signs of wear, end of life cycle or excessive maintenance costs and should be replaced in the next few biennia. Includes most HVAC, interior lighting, pumps, plumbing fixtures, air compressors, electrical system components and overhead doors. Also, may include the highest priority modifications to support evolving building use and workspace needs.
6	SECONDARY SYSTEMS	Activities required to support secondary functional activities. Include routine plumbing fixtures, interior doors, drinking fountains, and valves.
7	ENERGY IMPROVEMENTS	Energy use or conservation measures with a rapid return on investment. Activities include improvements to HVAC, lighting, and building envelope (windows, weather stripping).
8	NON-STRUCTURAL IMPROVEMENTS	Non-essential improvements to aging building components. Deferral of repairs or renovations which may eventually lead to major damage to a facility and loss of use, hamper building utilization, or affect economies of operation. E.g., exterior and interior surface finishes (floors, ceilings, walls), grounds, etc.
9	COMPANY IMAGE	Improvements required to maintain the image of the Department's facilities. Includes curbs, sidewalks, planters, signage, etc.
10	NON-PRIORITY	Improvements are not anticipated to be necessary for this component during the building's projected life cycle.

Figure C1- WSDOT capital project minor works prioritization matrix

## Appendix D

### 23-25 D3 Minor Works - October 2024 (Current Plan for MAW Funding)

#### Preservation and Improvements Minor Works Projects

Priority	PIN	Project Title	23-25	Status	Reporting Criteria						
					(i)	(ii)	(iii)	(iv)	(v)	(vi)	%
1	888815X	Northup Prewash Pad Retrofit NPDES – NWR	158,042	Completed		X	X	X	X	X	83%
1 (ENV)	888822W	Ephrata Truck Wash Pad Installation ENV – NCR	75,000	Programmed		X	X	X	X	X	83%
1 (ITS)	888867A	Jones Bay Radio Site Tower Replacement - ITS – ER	344,597	Programmed			X	X	X		50%
2	888824B	Ephrata AMF Bldg 1 - ADA Entry Ramp/Stairs – NCR	277,467	Completed		X	X	X	X	X	83%
2 (ENV)	888823T	Leavenworth SMF - Salt Shed Construction - ENV – NCR	100,000	Active		X	X	X	X	X	83%
2 (ITS)	888851M	Fifes Ridge Radio Site - Tower Replacement - ITS – SCR	60,000	Programmed			X	X	X		50%
3	888817Y	Dayton Ave RHQ Bldg - Clean Energy Compliance – NWR	50,000	Active		X	X	X	X		67%
4	888864Y	Eastern Regionwide - Fire Exit Door Replacement – ER	74,419	Programmed	X	X	X	X	X	X	100%
5	888819H	Kent AMF 4 Bldg 1 - Fire Panel Replacement – NWR	57,774	Completed	X	X	X	X	X	X	100%
6	888819I	Corson Ave RHQ Bldg 13 - Fire Panel Replacement NWR	81,131	Active	X	X	X	X	X	X	100%
7	888823W	Berne SMF - Asbestos Abatement – NCR	320,580	Active	X		X	X	X	X	83%
8	888823U	Wenatchee RHQ - Cell Dialers - NCR	26,100	Programmed			X	X	X		50%
9	888839E	Olympic Region HQ Bldg 2 - Clean Energy Compliance - OR	250,000	Active		X	X	X	X		67%
10	888819D	Branch 7 Signals RHQ Bldg 1 & 3 - Fire Alarm System Replacement - NWR	59,719	Completed	X	X	X	X	X	X	100%
11	888866W	Geiger SMF Bldg 2 - Prewash Pad Improvements - NPDES – ER	190,000	Active		X	X	X	X	X	83%
12	888819E	Mt Vernon AMF 2 Bldg 8 - Fire Alarm System Replacement - NWR	25,695	Completed	X	X	X	X	X	X	100%
13	888866X	Wandermere AMF and PE Office - Prewash Pad-OWS Installation - NPDES - ER	190,000	Active		X	X	X	X	X	83%
14	888823H	Wenatchee RHQ Bldg 2 - Roof Replacement – NCR	591,864	Active		X	X	X	X	X	83%
15	888861O	Grouse Creek Water Line Replacement – ER	53,734	Completed			X	X	X	X	67%
16	888833K	Region Wide Fall Protection – OR	101,606	Active	X	X	X	X	X	X	100%
17	888801Z	Tumwater Materials Lab Bldg - Clean Energy Compliance - HQ	250,000	Active		X	X	X	X	X	83%
18	888861K	Colville AMF Bldg 1 and 2 - Roof Replacement - ER - MAW	247,515	Active		X	X	X	X	X	83%

Prioritization of Facility Preservation Needs and Repair Report - October 2024

23-25 D3 Minor Works - October 2024 (Current Plan for MAW Funding)

Preservation and Improvements Minor Works Projects

Preservation and Improvements Minor Works Projects					Reporting Criteria						
ID	Code	Description	Cost	Status	1	2	3	4	5	6	7
19	888862W	Colville AMF Bldg 3 - Roof Replacement – ER	208,085	Active		X	X	X	X	X	83%
20	888861L	Spokane RHQ Bldg 3 - Roof Replacement – ER	454,982	Active		X	X	X	X		67%
21	888850G	Union Gap Region Shop Bldg 2 - Roof Replacement - SCR	130,179	Active		X	X	X	X	X	83%
22	888851A	Union Gap RHQ Bldg 10 - Roof Replacement – SCR	118,328	Active		X	X	X	X		67%
23	888866U	Newport SMF Bldg 1 - Roof Replacement – ER	149,755	Active		X	X	X	X	X	83%
24	888865T	Colville AMF Bldg 1 - Boiler Burner Replacement – ER	72,298	Completed			X	X	X	X	67%
25	888819M	Everett Signals Shop - HVAC Replacement – NWR	15,000	Completed		X	X	X	X	X	83%
26	888867B	Spokane RHQ Bldg 1 - Heat Pump Replacement – ER	23,775	Completed			X	X	X		50%
27	888868A	Eastern Region Signals Office - Roof Replacement – ER	133,100	Active		X	X	X	X		67%
28	888800S	Statewide Radio Site - HVAC System Improvements	1,521,975	Active		X		X	X		50%
29	888843L	Vancouver Area 1 MF Bldg 10 - Repair and Coating Install - SWR	27,483	Active			X	X	X	X	67%
30	888853S	Union Gap RHQ Bldg 12 - Roof Repair – SCR	40,949	Active		X	X	X	X	X	83%
31	888850U	Union Gap Warehouse Bldg 3 - Roof Replacement – SCR	45,772	Active		X	X	X	X	X	83%
32	888830G	Mullenix AMF Bldg 6 - HVAC Replacement – OR	329,524	Active		X	X	X	X		67%
33	888861E	Geiger SMF Bldg 1 - Roof Replacement – ER	379,352	Active		X	X	X	X	X	83%
34	888801Y	Tumwater Materials Lab Bldg Roof Flashing Replacement - HQ	50,000	Active			X	X	X	X	67%
35	888853U	East Selah AMF 2 Bldg 4 - Pump House Replacement - SCR	16826	Completed		X	X	X	X	X	83%
36	888853W	Union Gap RHQ Bldg 5 - Roof Replacement – SCR	71,665	Active		X	X	X	X	X	83%
37	888839F	Port Angeles AMF Bldg 1 - Flooring Replacement – OR	31,128	Completed			X	X	X	X	67%
38	888823X	Berne SMF - Asbestos Abatement Restoration- NCR	137,966	Active	X		X	X	X	X	83%
39	888811N	Everett Signals/Bridge Shop Structural Wall Repair – NWR	328,313	Active	X	X	X	X	X	X	100%
40	888850O	Hyak Boiler Replacement – SCR	307,418	Programmed		X	X	X	X	X	83%
41	888861J	Colville AMF Bldg 1 - HVAC Replacement – ER	56,607	Active		X	X	X	X	X	83%
42	888853V	Union Gap RHQ Bldg 1 - Roof Replacement – SCR	204,142	Active		X	X	X	X		67%
43	888819L	Northup Facility - Hazardous Tree Removal – NWR	20,000	Active		X	X	X	X	X	83%
44	888860V	Grouse Creek SMF Bldg 1 - Trench Drain Replacement - ER	250,996	Active			X	X	X	X	67%
45	888819G	Skykomish SMF - Drainage Improvements – NWR	56,857	Completed		X	X	X	X	X	83%

Prioritization of Facility Preservation Needs and Repair Report - October 2024

23-25 D3 Minor Works - October 2024 (Current Plan for MAW Funding)

Preservation and Improvements Minor Works Projects

Preservation and Improvements Minor Works Projects					Reporting Criteria						
46	888853R	Bullfrog AMF - Domestic Well Relocation – SCR	52,190	Programmed		X	X	X	X	X	83%
47	888867C	Spokane RHQ Bldg 1 - Chiller Replacement - ER	170,040	Completed			X	X	X		50%
48	888867Z	Spokane RHQ Bldg 3 - Window Replacement – ER	206,000	Programmed		X	X	X	X		67%
49	888812B	Northup AMF Bldg 2 - Floor Slab Repairs – NWR	164,850	Completed			X	X	X	X	67%
	888800C	23-25 Pres & Imp Minor Works Emergent Need	650,202								
<b>List Total</b>			<b>10,011,000</b>	<b>53</b>	<b>9</b>	<b>39</b>	<b>52</b>	<b>53</b>	<b>53</b>	<b>39</b>	<b>77%</b>

Figure D1- Current biennium minor works projects by facility ranking Including proviso criteria performance

## Appendix E

### 23-25 D3 Minor Works - October 2024 (Current Plan for MAW Funding)

#### Preservation and Improvements Minor Works Projects

Priority	PIN	Project Title	23-25	Status
1	888815X	Northup Prewash Pad Retrofit NPDES - NWR - MAW	158,042	Completed
1 (ENV)	888822W	Ephrata Truck Wash Pad Installation ENV - NCR - MAW	75,000	Programmed
1 (ITS)	888867A	Jones Bay Radio Site Tower Replacement - ITS - ER - MAW	344,597	Programmed
2	888824B	Ephrata AMF Bldg 1 - ADA Entry Ramp/Stairs - NCR - JOC - MAW	277,467	Completed
2 (ENV)	888823T	Leavenworth SMF - Salt Shed Construction - ENV - NCR - MAW	100,000	Active
2 (ITS)	888851M	Fifes Ridge Radio Site - Tower Replacement - ITS - SCR - MAW	60,000	Programmed
3	888817Y	Dayton Ave RHQ Bldg - Clean Energy Compliance - NWR - MAW	50,000	Active
4	888864Y	Eastern Regionwide - Fire Exit Door Replacement - ER - MAW	74,419	Programmed
5	888819H	Kent AMF 4 Bldg 1 - Fire Panel Replacement - NWR - MAW	57,774	Completed
6	888819I	Corson Ave RHQ Bldg 13 - Fire Panel Replacement - NWR - MAW	81,131	Active
7	888823W	Berne SMF - Asbestos Abatement - NCR - MAW	320,580	Active
8	888823U	Wenatchee RHQ - Cell Dialers - NCR - MAW	26,100	Programmed
9	888839E	Olympic Region HQ Bldg 2 - Clean Energy Compliance - OR - MAW	250,000	Active
10	888819D	Branch 7 Signals RHQ Bldg 1 & 3 - Fire Alarm System Replacement - NWR - MAW	59,719	Completed
11	888866W	Geiger SMF Bldg 2 - Prewash Pad Improvements - NPDES - ER - MAW	190,000	Active
12	888819E	Mt Vernon AMF 2 Bldg 8 - Fire Alarm System Replacement - NWR - MAW	25,695	Completed
13	888866X	Wandermere AMF and PE Office - Prewash Pad-OWS Installation - NPDES - ER - MAW	190,000	Active
14	888823H	Wenatchee RHQ Bldg 2 - Roof Replacement - NCR - JOC - MAW	591,864	Active
15	888861O	Grouse Creek Water Line Replacement - ER - MAW	53,734	Completed
16	888833K	Region Wide Fall Protection - OR - JOC - MAW	101,606	Active
17	888801Z	Tumwater Materials Lab Bldg - Clean Energy Compliance - HQ - MAW	250,000	Active
18	888861K	Colville AMF Bldg 1 and 2 - Roof Replacement - ER - MAW - JOC	247,515	Active
19	888862W	Colville AMF Bldg 3 - Roof Replacement - ER - MAW - JOC	208,085	Active
20	888861L	Spokane RHQ Bldg 3 - Roof Replacement - ER - MAW - JOC	454,982	Active
21	888850G	Union Gap Region Shop Bldg 2 - Roof Replacement - SCR - MAW - JOC	130,179	Active
22	888851A	Union Gap RHQ Bldg 10 - Roof Replacement - SCR - JOC - MAW	118,328	Active
23	888866U	Newport SMF Bldg 1 - Roof Replacement - ER - MAW - JOC	149,755	Active
24	888865T	Colville AMF Bldg 1 - Boiler Burner Replacement - ER - MAW	72,298	Completed
25	888819M	Everett Signals Shop - HVAC Replacement - NWR - MAW	15,000	Completed
26	888867B	Spokane RHQ Bldg 1 - Heat Pump Replacement - ER - MAW	23,775	Completed
27	888868A	Eastern Region Signals Office - Roof Replacement - ER - MAW	133,100	Active
28	888800S	Statewide Radio Site - HVAC System Improvements - MAW	1,521,975	Active
29	888843L	Vancouver Area 1 MF Bldg 10 - Repair and Coating Install - SWR - MAW	27,483	Active
30	888853S	Union Gap RHQ Bldg 12 - Roof Repair - SCR - MAW	40,949	Active
31	888850U	Union Gap Warehouse Bldg 3 - Roof Replacement - SCR - JOC - MAW	45,772	Active
32	888830G	Mullenix AMF Bldg 6 - HVAC Replacement - OR - MAW	329,524	Active

Prioritization of Facility Preservation Needs and Repair Report - October 2024

23-25 D3 Minor Works - October 2024 (Current Plan for MAW Funding)

Preservation and Improvements Minor Works Projects

Priority	PIN	Project Title	23-25	Status
33	888861E	Geiger SMF Bldg 1 - Roof Replacement - ER - MAW - JOC	379,352	Active
34	888801Y	Tumwater Materials Lab Bldg Roof Flashing Replacement - HQ - MAW	50,000	Active
35	888853U	East Selah AMF 2 Bldg 4 - Pump House Replacement - SCR - MAW	16826	Completed
36	888853W	Union Gap RHQ Bldg 5 - Roof Replacement - SCR - MAW	71,665	Active
37	888839F	Port Angeles AMF Bldg 1 - Flooring Replacement - OR - MAW	31,128	Completed
38	888823X	Berne SMF - Asbestos Abatement Restoration- NCR - MAW	137,966	Active
39	888811N	Everett Signals/Bridge Shop Structural Wall Repair - NWR - JOC - MAW	328,313	Active
40	888850O	Hyak Boiler Replacement - SCR - MAW	307,418	Programmed
41	888861J	Colville AMF Bldg 1 - HVAC Replacement - ER - MAW	56,607	Active
42	888853V	Union Gap RHQ Bldg 1 - Roof Replacement - SCR - JOC - MAW	204,142	Active
43	888819L	Northup Facility - Hazardous Tree Removal - NWR - MAW	20,000	Active
44	888860V	Grouse Creek SMF Bldg 1 - Trench Drain Replacement - ER - MAW	250,996	Active
45	888819G	Skykomish SMF - Drainage Improvements - NWR - MAW	56,857	Completed
46	888853R	Bullfrog AMF - Domestic Well Relocation - SCR - MAW	52,190	Programmed
47	888867C	Spokane RHQ Bldg 1 - Chiller Replacement - ER - MAW	170,040	Completed
48	888867Z	Spokane RHQ Bldg 3 - Window Replacement - ER - MAW	206,000	Programmed
49	888812B	Northup AMF Bldg 2 - Floor Slab Repairs - NWR - MAW	164,850	Completed
	888800C	23-25 Pres & Imp Minor Works Emergent Need - MAW	650,202	
<b>List Total</b>			<b>10,011,000</b>	<b>53</b>
	888811W	Corson Ave RHQ - Water Line Replacements - NWR - MAW		Deferred
	888812W	Deming SMF - Fire Protection Installation - NWR - MAW		Deferred
	888813D	Corson Ave RHQ Bldg 1 - Fire Alarm System Installation - NWR - MAW		Deferred
	888840P	Cape Horn - Tower Replacement - ITS - SWR - MAW		Deferred
	888841X	Cape Horn - Bldg Replacement ITS - SWR - MAW		Deferred
	888843U	Vancouver AMF Bldgs 3,4,6,11 - Window Installation - SWR - MAW		Deferred
	888822G	Berne SMF - Truck Wash Pad Installation - ENV - NCR - MAW		Deferred
	888822X	Ephrata Drainage Improvements ENV - NCR - MAW		Deferred
	888801B	Tumwater HQ Materials Lab Bldg 1 - Suppression and Alarm System - HQ		Deferred
	888999Y	Spokane RHQ Bldg 1 - Roof Replacement - ER		Deferred
	888861D	Spokane RHQ Bldg 15 - Roof Replacement - ER		Deferred
	888862G	Wilbur SMF Bldg 1 - Roof Replacement - ER		Deferred
	888999X	Central Park AMF - Security Upgrade		Deferred

Figure E1 - Current biennium minor works projects



## Appendix F

### 23-25 D3 Minor Works - October 2024 (Current Plan for MAW Funding)

#### Preservation and Improvements Minor Works Projects

Priority	PIN	Project Title	23-25	Status
2 (ENV)	888823T	Leavenworth SMF - Salt Shed Construction - ENV - NCR - MAW	100,000	Active
3	888817Y	Dayton Ave RHQ Bldg - Clean Energy Compliance - NWR - MAW	50,000	Active
6	888819I	Corson Ave RHQ Bldg 13 - Fire Panel Replacement - NWR - MAW	81,131	Active
7	888823W	Berne SMF - Asbestos Abatement - NCR - MAW	320,580	Active
9	888839E	Olympic Region HQ Bldg 2 - Clean Energy Compliance - OR - MAW	250,000	Active
11	888866W	Geiger SMF Bldg 2 - Prewash Pad Improvements - NPDES - ER - MAW	190,000	Active
13	888866X	Wandermere AMF and PE Office - Prewash Pad-OWS Installation - NPDES - ER - MAW	190,000	Active
14	888823H	Wenatchee RHQ Bldg 2 - Roof Replacement - NCR - JOC - MAW	591,864	Active
16	888833K	Region Wide Fall Protection - OR - JOC - MAW	101,606	Active
17	888801Z	Tumwater Materials Lab Bldg - Clean Energy Compliance - HQ - MAW	250,000	Active
18	888861K	Colville AMF Bldg 1 and 2 - Roof Replacement - ER - MAW - JOC	247,515	Active
19	888862W	Colville AMF Bldg 3 - Roof Replacement - ER - MAW - JOC	208,085	Active
20	888861L	Spokane RHQ Bldg 3 - Roof Replacement - ER - MAW - JOC	454,982	Active
21	888850G	Union Gap Region Shop Bldg 2 - Roof Replacement - SCR - MAW - JOC	130,179	Active
22	888851A	Union Gap RHQ Bldg 10 - Roof Replacement - SCR - JOC - MAW	118,328	Active
23	888866U	Newport SMF Bldg 1 - Roof Replacement - ER - MAW - JOC	149,755	Active
27	888868A	Eastern Region Signals Office - Roof Replacement - ER - MAW	133,100	Active
28	888800S	Statewide Radio Site - HVAC System Improvements - MAW	1,521,975	Active
29	888843L	Vancouver Area 1 MF Bldg 10 - Repair and Coating Install - SWR - MAW	27,483	Active
30	888853S	Union Gap RHQ Bldg 12 - Roof Repair - SCR - MAW	40,949	Active
31	888850U	Union Gap Warehouse Bldg 3 - Roof Replacement - SCR - JOC - MAW	45,772	Active
32	888830G	Mullenix AMF Bldg 6 - HVAC Replacement - OR - MAW	329,524	Active
33	888861E	Geiger SMF Bldg 1 - Roof Replacement - ER - MAW - JOC	379,352	Active
34	888801Y	Tumwater Materials Lab Bldg Roof Flashing Replacement - HQ - MAW	50,000	Active
36	888853W	Union Gap RHQ Bldg 5 - Roof Replacement - SCR - MAW	71,665	Active
38	888823X	Berne SMF - Asbestos Abatement Restoration - NCR - MAW	137,966	Active
39	888811N	Everett Signals/Bridge Shop Structural Wall Repair - NWR - JOC - MAW	328,313	Active
41	888861J	Colville AMF Bldg 1 - HVAC Replacement - ER - MAW	56,607	Active
42	888853V	Union Gap RHQ Bldg 1 - Roof Replacement - SCR - JOC - MAW	204,142	Active
43	888819L	Northup Facility - Hazardous Tree Removal - NWR - MAW	20,000	Active
44	888860V	Grouse Creek SMF Bldg 1 - Trench Drain Replacement - ER - MAW	250,996	Active
1 (ENV)	888822W	Ephrata Truck Wash Pad Installation ENV - NCR - MAW	75,000	Programmed
1 (ITS)	888867A	Jones Bay Radio Site Tower Replacement - ITS - ER - MAW	344,597	Programmed
2 (ITS)	888851M	Fifes Ridge Radio Site - Tower Replacement - ITS - SCR - MAW	60,000	Programmed
4	888864Y	Eastern Regionwide - Fire Exit Door Replacement - ER - MAW	74,419	Programmed
8	888823U	Wenatchee RHQ - Cell Dialers - NCR - MAW	26,100	Programmed

Prioritization of Facility Preservation Needs and Repair Report - October 2024

40	8888500	Hyak Boiler Replacement - SCR - MAW	307,418	Programmed
46	888853R	Bullfrog AMF - Domestic Well Relocation - SCR - MAW	52,190	Programmed
48	888867Z	Spokane RHQ Bldg 3 - Window Replacement - ER - MAW	206,000	Programmed
	888800C	23-25 Pres & Imp Minor Works Emergent Need - MAW	650,202	
<b>List Total</b>			<b>10,011,000</b>	<b>38</b>

Figure F1 - Current biennium remaining minor works project list

**25-27 D3 Minor Works - October 2024 (Current Plan for MAW Funding)**

**Preservation and Improvements Minor Works Projects**

Priority	PIN	Project Title	25-27
1	888812W	Deming SMF - Fire Protection Installation - NWR	325,000
2	888813D	Corson Ave RHQ Bldg 1 - Fire Alarm System Installation - NWR	363,263
3	888812H	Renton SMF - Site Security Improvements - NWR	49,866
4	888823J	Ephrata AMF - Security Upgrades - NCR	51,200
5	888835K	Discovery Bay SMF - Fencing Installation - OR	48,846
6	888823H	Wenatchee RHQ Bldg 2 - Roof Replacement - NCR	571,864
7	888813S	Everett AMF - Water Line Replacement - NWR	216,636
8	888823V	Wenatchee RHQ - ADA Compliance Upgrade - NCR	31,523
9	888811W	Corson Ave RHQ - Water Line Replacements - NWR	614,991
10	888862F	Spokane RHQ Bldg 1 - Roof Replacement - ER	361,760
11	888866N	Pines Rd SMF - Security Upgrades - ER	201,890
12	888810X	Northup AMF - Fencing/Security Improvements - NWR	53,728
13	888812K	Greenwater SMF Bldg 1 - Emergency Generator - NWR	53,612
14	888813Q	Shuksan SMF - Generator Installation - NWR	136,622
15	888823L	Okanogan AMF - Security Upgrades - NCR	73,774
16	888836V	Sekiu SMF Bldg 1 - Emergency Generator - OR	41,527
17	888841U	Vancouver RHQ Bldg 1 - Roof Replacement - SWR	1,294,442
18	888811Y	Kent AMF - Sewer Connection - NWR	1,005,463
19	888860J	Colville AHQ Office Shop Addition - ER	876,921
20	888832W	Lakeview AMF Bldg 1 - Emergency Power Upgrade - OR	130,555
21	888801G	Tumwater HQ Materials Lab Bldg 1 - Plumbing Replacement - HQ	1,424,167
22	888841T	Vancouver RHQ Bldg 2 - Roof Replacement - SWR	236,350
23	888842O	Morton Maintenance Office/ Crew Bldg - New Bldg - SWR	500,000
	888800E	25-27 D3 Statewide Emergent Needs and Minor Projects - HQ	1,500,000
<b>List Total</b>			<b>8,664,000</b>

Figure F2 – 2025-2027 biennium minor works project list