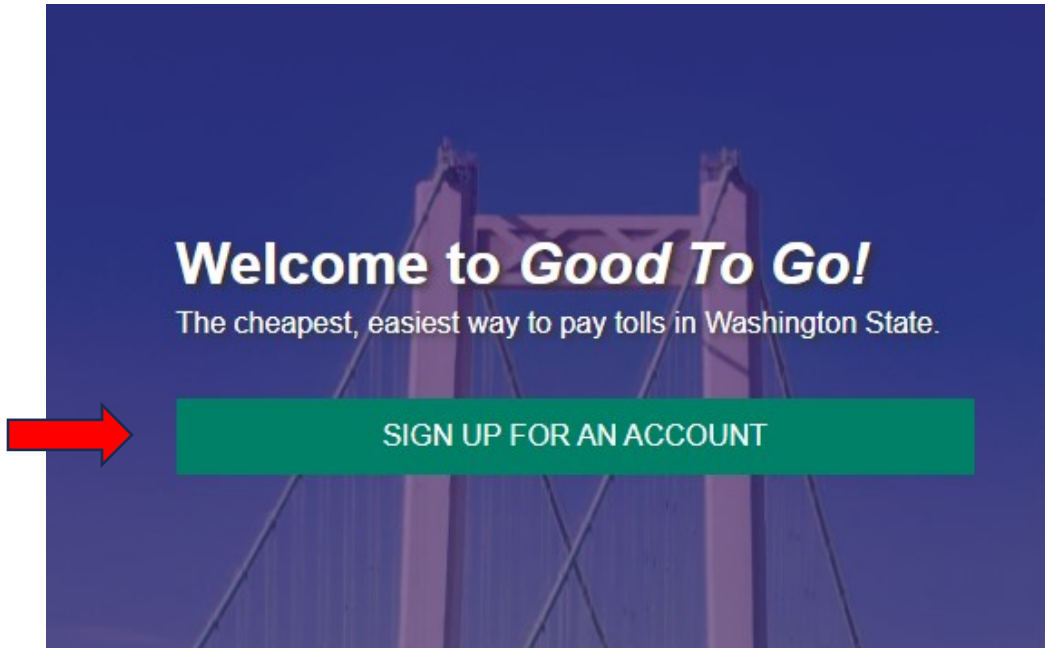


如何开设 *Good To Go!* 账户

访问网站 www.MyGoodToGo.com，然后点击显示“SIGN UP FOR AN ACCOUNT（注册账户）”的绿色按钮



在下一页，点击显示“CREATE A NEW ACCOUNT（创建新账户）”的紫色按钮

Create an Online *Good To Go!* Account

If you already opened an account and need to create a username and password, [please click here](#).

What if I already drove on a toll road or have unpaid toll bills?

You can still save money by opening an account. However, you must enter your toll bill or statement number and license plate information in the "Pay, dispute or lower toll bill" box. Once you do, click "GO" and on the next page you'll have the option to lower your bill by opening an account. [Click here to open an account if you have an unpaid toll bill.](#)

What you'll need to tell us to finish this step-by-step process:

- Vehicle information – Make, model, color, year, and license plate information.
- Payment information – A valid credit card, debit card, or checking account information (bank account number & routing number).

Temporary accounts

Just visiting? With a temporary account, you'll have the option to choose a date for your account to close automatically. Learn more about temporary accounts in our [visitor's guide](#).

☐ I would like to open a temporary account



CREATE A NEW ACCOUNT

SETUP ONLINE ACCESS FOR EXISTING ACCOUNT

CONVERT MY TOLL BILL TO AN ACCOUNT

CONVERT MY CIVIL PENALTY TO AN ACCOUNT

在“Account Access（账户访问）”页面上

选择用户名、密码和四位数字的个人识别码 (Personal Identification Number, PIN)。

您的用户名必须至少使用六个字符，并且必须仅包含字母、数字，或是一个有效的电子邮件地址。

您的密码必须使用：

- 至少八个字符
- 至少一个大写字母
- 至少一个小写字母
- 至少一个数字 (0-9)

Sign Up for an Account

1

2

3

4

5

6

Account AccessCustomer InfoVehiclesPassesHow to PayReview & Pay

Account access

Choose a username and password

Username *

用户名

Password *

密码

Confirm password *

确认密码

Create a 4 digit PIN

Verifies your identity for automated phone support

PIN *

PIN 码

Confirm PIN *

确认 PIN 码

NEXT

BACK

Username requirements:

✓ Minimum of 6 characters

✓ Contain only letters and numbers, or a valid email address

Password requirements:

✓ Minimum of 8 characters

✓ At least 1 uppercase letter

✓ At least 1 lowercase letter

✓ At least 1 number (0-9)

✓ Password must match

选择有效的用户名、密码和 PIN 码后，点击页面底部的“NEXT（下一步）”按钮。

在“Customer Information（客户信息）”页面上

在所有标有星号 (*) 的表单字段中输入正确的信息

您必须输入您的名字和姓氏、有效的电子邮件地址和有效的电话号码。如果您希望通过短信接收重要提醒，请勾选显示“Send me text message alerts（向我发送短信提醒）”的方框。

Sign Up for an Account



Customer information

☐ I am creating an account for a business, non-profit, or government agency.

Primary contact Information

名字

First name *

Middle initial

中间名首字母

姓氏

Last name *

Suffix

电子邮箱

Email *

Phone type *

Mobile

Phone number *

电话号码

[Add another phone number](#)

☐ Send me text message alerts

Cell phone data and messaging rates may apply.

Address *

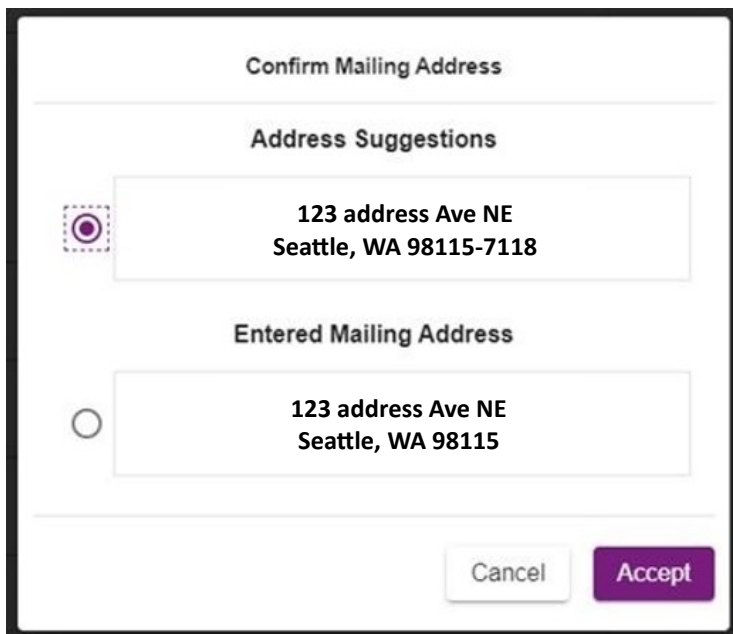
然后输入您的邮寄地址：



The form contains the following fields and labels:

- Address *** (with Chinese label **地址**)
- Apartment, suite, etc.** (with Chinese label **公寓、套房等**)
- City *** (with Chinese label **城市**)
- Country *** (dropdown menu showing **US**, with Chinese label **国家**)
- State / Province *** (dropdown menu showing **WA**, with Chinese label **州**)
- ZIP code *** (with Chinese label **邮政编码**)
- NEXT** button
- BACK** button

您可能会看到一个弹出窗口，要求您确认地址，因为该地址与美国邮政总局 (United States Postal Service, USPS) 识别的地址不匹配。只需确认正确的地址即可。



The popup window is titled **Confirm Mailing Address** and contains the following sections:

- Address Suggestions**: A list of suggested addresses. The first suggestion is **123 address Ave NE, Seattle, WA 98115-7118**, which is highlighted with a dashed border and a magnifying glass icon.
- Entered Mailing Address**: A list of addresses entered by the user. The first entry is **123 address Ave NE, Seattle, WA 98115**, which is highlighted with a dashed border and a magnifying glass icon.
- Buttons**: **Cancel** and **Accept** buttons at the bottom right.

然后点击页面底部的“NEXT（下一步）”按钮。

在“Vehicles（车辆）”页面上

输入您的车牌信息，并确保从下拉菜单中选择正确的车牌类型。

Sign Up for an Account



Vehicles

Tell us about your vehicles.

Vehicle # 1

Vehicle nickname

Country *
US

State *
WA

☒ Standard or Special Design Background ☐ Temporary
☐ US Government ☐ Dealer/Transporter/Other ☐ Tribal

License plate type *
Passenger

Passenger

Plate sample: AAA1111, 111AAA,
1A1111, 111111, 1111AA,
11111AA, A11111A, AA1111



☐ This is a personalized license plate

Account summary

Account access

TesterTester

Customer information

Tester Tester null
401 2nd Ave S Seattle, WA US

[CHANGE](#)

车辆
别称

如果您的车牌是个性化车牌，请确保勾选显示“**This is a personalized license plate（这是个性化车牌）**”的方框

☒ Standard or Special Design Background ☐ Temporary
☐ US Government ☐ Dealer/Transporter/Other ☐ Tribal

License plate type *

Passenger

Passenger

Plate sample: AAA1111, 111AAA,
1A1111, 111111, 1111AA,
11111AA, A11111A, AA1111




☐ This is a personalized license plate



然后输入您的车牌号，并使用下一组下拉菜单输入您的车辆信息。

Sign Up for an Account



Vehicles

Tell us about your vehicles.

Vehicle # 1

Vehicle nickname

Country *

US

State *

WA

☒ Standard or Special Design Background ☐ Temporary

☐ US Government ☐ Dealer/Transporter/Other ☐ Tribal

License plate type *

Passenger

Passenger

Plate sample: AAA1111, 111AAA,

1A1111, 111111, 1111AA,

11111AA, A11111A, AA1111



☐ This is a personalized license plate

License plate number *

☐ This is a non-passenger vehicle

Year *

Make *

Model *

Color

+ ADD ANOTHER VEHICLE

NEXT

BACK

Account summary

Account access

TesterTester

Customer information

Tester Tester null

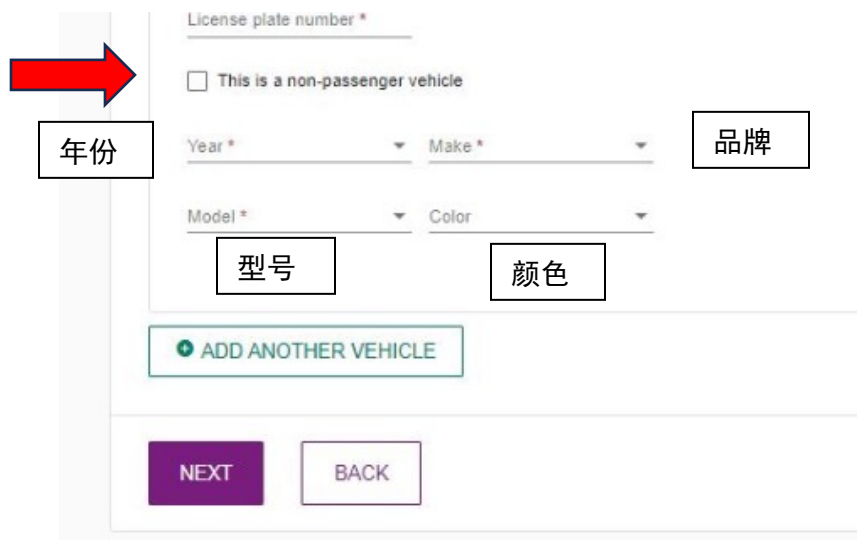
401 2nd Ave S Seattle, WA US

CHANGE

车牌号



如果您的车辆品牌和型号未列在下拉菜单的选项中，请勾选显示“This is a non-passenger vehicle（这是非乘用车辆）”的方框，这可以让您输入品牌和型号，而不是使用提供的列表。



The screenshot shows a web form for vehicle registration. A red arrow points to the 'Year' dropdown menu, which is labeled '年份' (Year). Other dropdown menus are labeled '品牌' (Make), '型号' (Model), and '颜色' (Color). A checkbox labeled 'This is a non-passenger vehicle' is also present. At the bottom, there are 'NEXT' and 'BACK' buttons. A green button labeled 'ADD ANOTHER VEHICLE' is also visible.

License plate number *

☐ This is a non-passenger vehicle

Year * Make *

Model * Color

ADD ANOTHER VEHICLE

NEXT BACK

检查完所有信息准确无误后，点击页面底部的“NEXT（下一步）”按钮。

在“Passes（通行证）”页面上

您可以选择激活您已经拥有的通行证或购买通行证。每种通行证都有不同的优势：

1

Account Access

2

Customer Info

3

Vehicles

4

Passes

5

How to Pay

6

Review & Pay

Passes

Already have a pass?

ACTIVATE A PASS


Buy new passes

We recommend getting a Good To Go! pass for every car on your account. If you drive on a toll road without a pass, you'll be charged an additional 25-cent fee for each trip.

Every kind of Good To Go! pass works to pay the lowest toll rate on any toll road in Washington. Some passes are designed for specific customers.

Sticker

Qty 0




\$5.00 plus tax

- Most popular option for drivers who don't need to carpool on the I-405 express toll lanes or SR 167 HOT Lanes.
- Once the pass is stuck to your windshield, removing it will destroy the pass.

Flex

Qty 0



\$15.00 plus tax

- Lets you carpool for free in the I-405 express toll lanes and SR 167 HOT Lanes when you have enough people in your car.
- Also works to pay tolls when you're not carpooling or travelling on other toll roads.

Account summary

Account access

TesterTester

Customer information

Tester Tester null

CHANGE

401 2nd Ave S Seattle, WA US

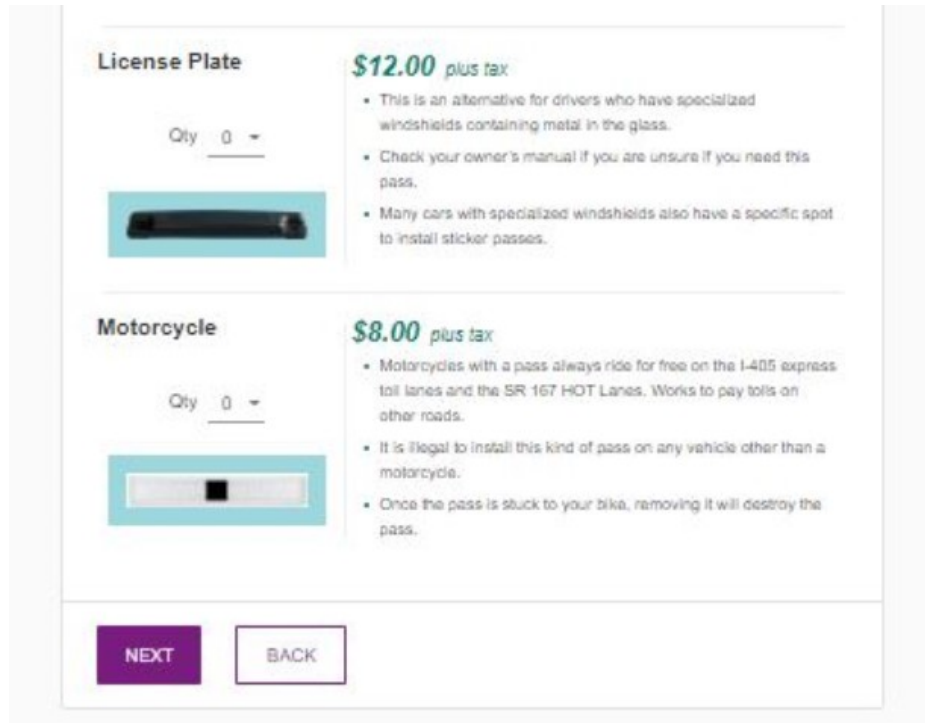
Vehicles

KEH9383 - WA, US

CHANGE

贴纸通行证的费用为 5 美元加上税费，对于不需要在 I-405 高速公路收费车道或 SR 167 高承载专用收费 (High-Occupancy Toll, HOT) 车道拼车的驾驶员来说，这是最受欢迎的选择。它允许您在 Washington 的所有收费公路上支付通行费。一旦通行证贴在您的挡风玻璃上，再将其移除就会损坏通行证。

Flex Pass 的费用为 15 美元加上税费，如果您的车内有足够的拼车人数，它可以让您在 I-405 高速公路收费车道和 SR 167 HOT 车道免费拼车。如果您没有足够的拼车人数，它也允许您在 Washington 的所有收费公路上支付通行费。



The screenshot shows two pass options on the Good To Go! website. The first option is 'License Plate' for \$12.00 plus tax, with a quantity dropdown set to 0 and a small image of the pass. The second option is 'Motorcycle' for \$8.00 plus tax, also with a quantity dropdown set to 0 and a small image of the pass. Both options include bullet points explaining their use and limitations. At the bottom, there are 'NEXT' and 'BACK' buttons.

License Plate **\$12.00 plus tax**

- This is an alternative for drivers who have specialized windshields containing metal in the glass.
- Check your owner's manual if you are unsure if you need this pass.
- Many cars with specialized windshields also have a specific spot to install sticker passes.

Motorcycle **\$8.00 plus tax**

- Motorcycles with a pass always ride for free on the I-405 express toll lanes and the SR 167 HOT Lanes. Works to pay tolls on other roads.
- It is illegal to install this kind of pass on any vehicle other than a motorcycle.
- Once the pass is stuck to your bike, removing it will destroy the pass.

NEXT **BACK**

车牌通行证的费用为 12 美元加上税费，对于那些配有专用挡风玻璃的驾驶员来说，这是一种替代选择，这些挡风玻璃会阻挡通行证和收费设备之间的信号。如果您不确定是否需要这种通行证，请查看您的车主手册，因为许多配有专用挡风玻璃的车辆也有一个特定的位置可以在挡风玻璃上安装通行证，通行证将可以正常使用。

摩托车通行证的费用为 8 美元加上税费。摩托车始终可以免费在 I-405 高速公路收费车道和 SR 167 HOT 车道通行，但是在塔科马海峡大桥 (Tacoma Narrows Bridge)、SR 520 大桥和 SR 99 隧道通行时，将需要支付通行费。一旦通行证粘贴在您的摩托车上，再将其移除就会损坏通行证。

使用每种通行证的“Qty（数量）”旁边的下拉菜单来选择您想要购买每种通行证的数量。



The screenshot shows the 'Sticker' pass option for \$5.00 plus tax. A red arrow points to the 'Qty' dropdown menu, which is currently set to 0. Below the dropdown is a small image of the sticker pass. To the right of the dropdown, there are two bullet points explaining the pass's use and limitations. The 'NEXT' and 'BACK' buttons are not visible in this section.

Sticker **\$5.00 plus tax**

- Most popular option for drivers who don't need to carpool on the I-405 express toll lanes or SR 167 HOT Lanes.
- Once the pass is stuck to your windshield, removing it will destroy the pass.

Qty 0

Good To Go!

您无需购买任何通行证，但是如果您的车辆上安装了通行证，则每次出行都可以节省费用。如果没有通行证，您将为每次出行多支付 25 美分。

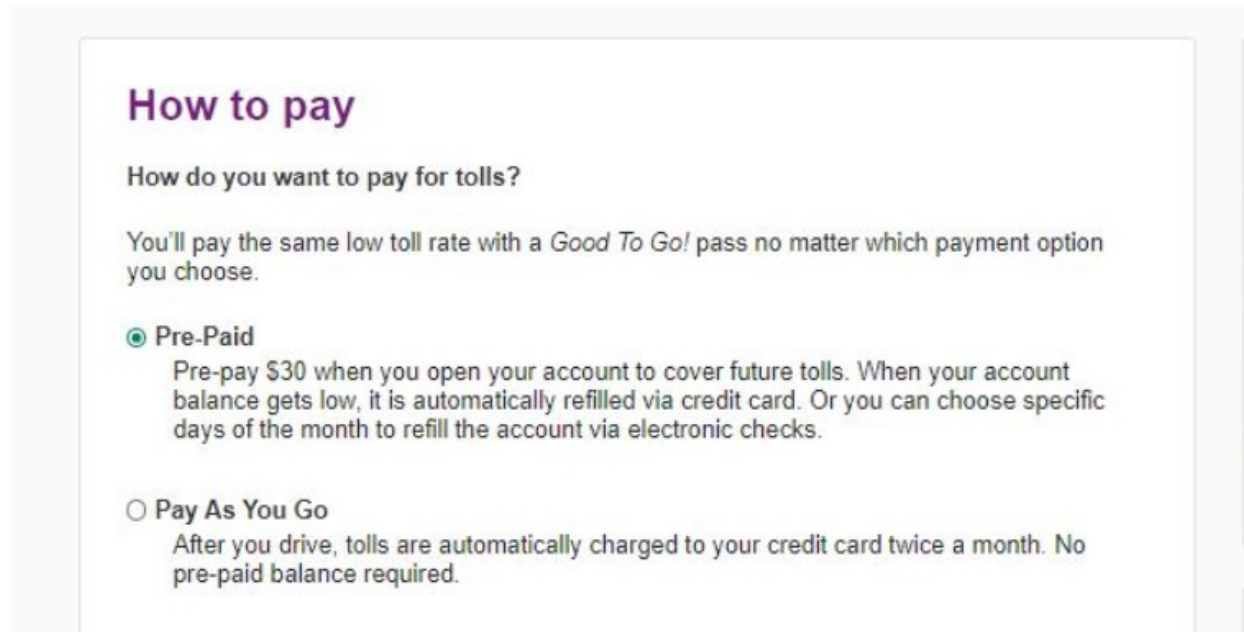
选择完毕后，滚动到页面底部，然后点击“NEXT（下一步）”按钮。

在“**How to pay（如何支付）**”页面上

您需要选择您的账户类型：

预付费 (Pre-paid)：在您开设账户时预付 30 美元以支付未来的通行费。当您的账户余额不足时，会通过信用卡自动充值。或者您可以选择一个月中的特定日期通过电子支票为账户充值。

现收现付 (Pay As You Go)：在您驾车行驶后，通行费将每月两次自动从您的信用卡中扣除。无需预付费用。



How to pay

How do you want to pay for tolls?

You'll pay the same low toll rate with a *Good To Go!* pass no matter which payment option you choose.

☒ **Pre-Paid**
Pre-pay \$30 when you open your account to cover future tolls. When your account balance gets low, it is automatically refilled via credit card. Or you can choose specific days of the month to refill the account via electronic checks.

☐ **Pay As You Go**
After you drive, tolls are automatically charged to your credit card twice a month. No pre-paid balance required.

如果您选择了 Pay As You Go（现收现付），则可以点击 NEXT（下一步）并转到 Review & Pay（审核和支付）页面。

如果您选择了 Pre-Paid（预付费），则需要选择您的 Payment Method（支付方式）——Credit card（信用卡）或 Electronic check（电子支票）。

使用电子支票 (ACH) 付款，您的账户将每月自动充值两次以保持最低余额。如果您的余额在预设的充值日期之前降至 0 美元以下，并且您进行了收费行程，您可能会收到一封邮寄的通行费账单。如果您希望在余额降至 0 美元以下之前对账户进行充值，您需要选择“pay with a credit card（使用信用卡支付）”选项。

Payment method

☐ Credit card

☒ Electronic check

With the Electronic check (ACH) payment method, an account is replenished twice a month to maintain a minimum balance. If your balance falls below \$0 before your preset replenishment date and you make toll trips, you may receive a toll bill in the mail. If you prefer your *Good To Go!* account refills before your balance falls below \$0 you will need to select the "pay with a credit card" option.

您可以在开设账户时通过在下方的表单字段中输入金额来向您的账户中充入更多费用：

Additional deposit amount

\$ _____ (optional)

如果您选择了 Electronic Check（电子支票），您可以选择让您的账户自动充值。

如果您希望在余额降至一定金额以下时，从您的支付来源中扣除一定金额以充值您的 *Good To Go!* 账户，则勾选“Refill my account automatically（自动充值我的账户）”方框。在方框正下方的表单字段中，输入您希望每次充值到您的 *Good To Go!* 账户中的金额。充值金额不能少于 30 美元。

Auto Pay options

☒ Refill my account automatically

Refill Amount

\$ 30.00

然后，您可以选择一个月中的两天，费用将从您的支付来源自动扣除，以您在上方所选的相同金额为您的账户充值。

Refill my account to this same balance on the following dates ?

1st refill day *

1

2nd refill day *

15

选择完毕后，滚动到页面底部，然后点击“NEXT（下一步）”按钮。

如果您选择了 Credit Card（信用卡），也可以选择为您的账户自动充值。

How do you want to pay for tolls?

You'll pay the same low toll rate with a *Good To Go!* pass no matter which payment option you choose.

☒ **Pre-Paid**

Pre-pay \$30 when you open your account to cover future tolls. When your account balance gets low, it is automatically refilled via credit card. Or you can choose specific days of the month to refill the account via electronic checks.

☐ **Pay As You Go**

After you drive, tolls are automatically charged to your credit card twice a month. No pre-paid balance required.

Payment method☒ Credit card☐ Electronic check**Additional deposit amount**

\$ _____ (optional)

Auto Pay options☒ Refill my account automatically

When your account reaches a low balance of \$8, your credit or debit card is automatically billed \$30 to replenish your account. These are minimum required amounts to keep your account active.

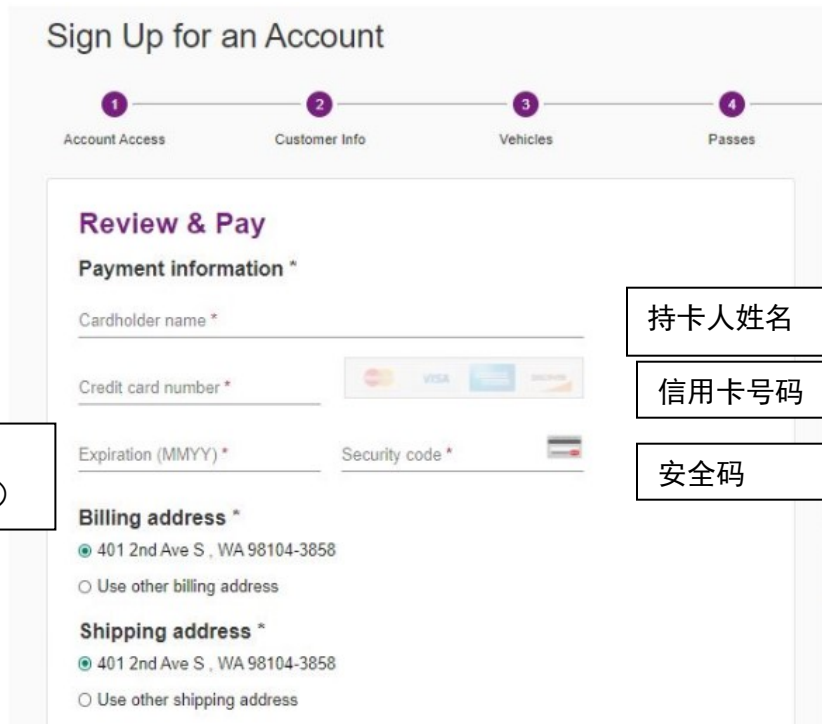
选择完毕后，滚动到页面底部，然后点击“NEXT（下一步）”按钮。

如果您的账户余额降至 8 美元，您的信用卡或借记卡将自动被扣除 30 美元以充值您的账户。这是保持您的账户活跃所需的最低金额。

在“Review & Pay（审核和支付）”页面上

输入您的付款信息。

在上一页中，如果您选择了Credit Card（信用卡）作为支付方式，则需要输入您的信用卡信息、账单地址和邮寄地址。



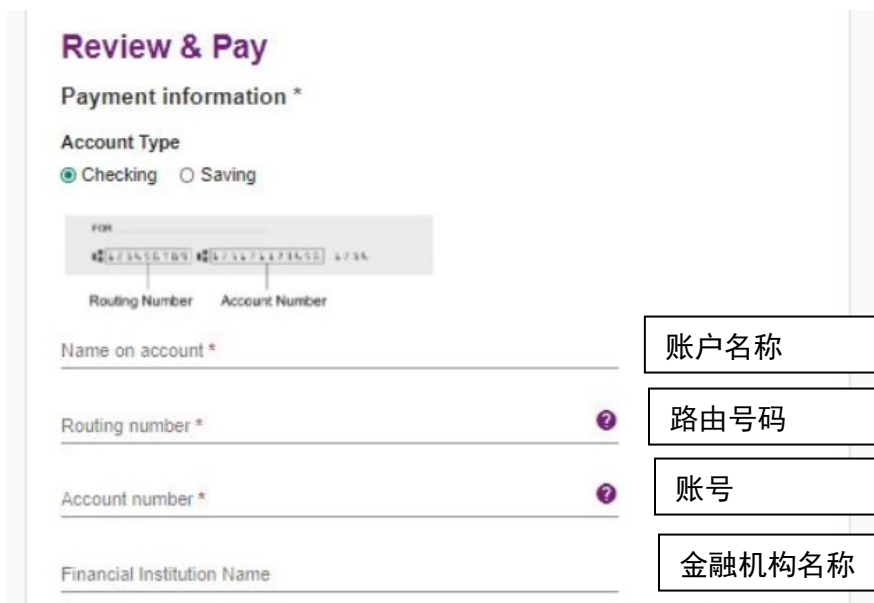
有效期
(月/年)

持卡人姓名

信用卡号码

安全码

如果您选择了 Electronic Check（电子支票）作为付款方式，则需要输入您的银行账户信息



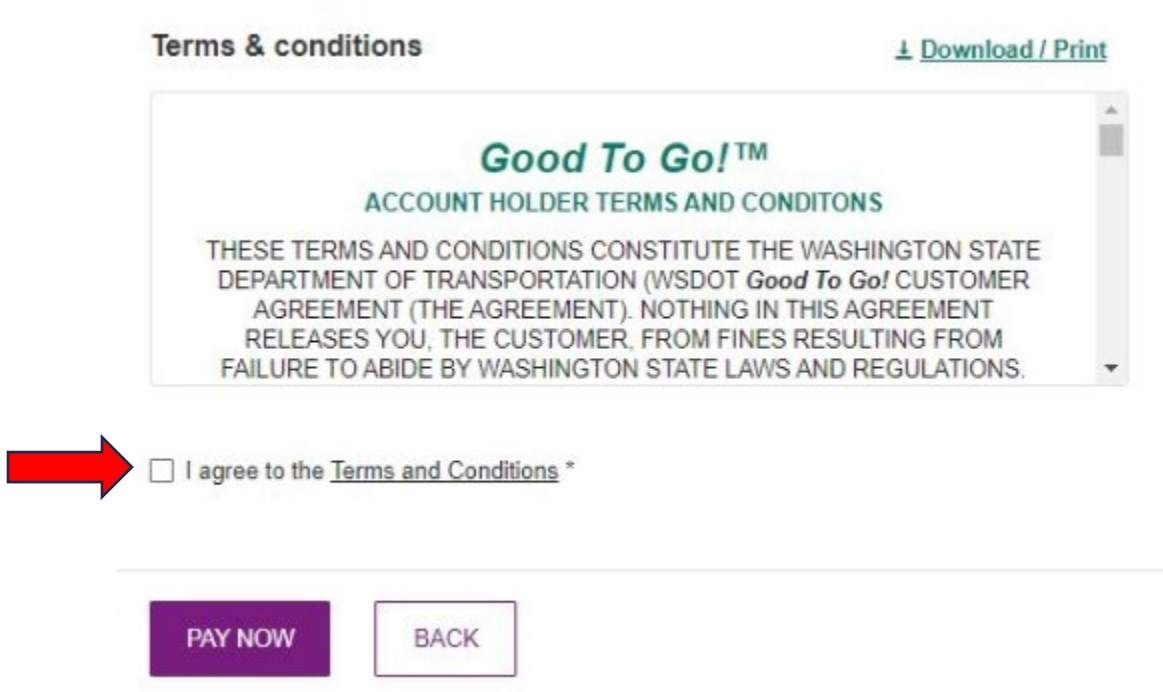
账户名称

路由号码

账号

金融机构名称

然后，您需要查看并同意条款和条件以及自动清算所 (Automated Clearing House, ACH) 支付条款和条件。[这两个条款和条件都可以在 Washington 州交通部 \(Washington State Department of Transportation, WSDOT\) 网站上以 PDF 格式提供](#)，可提供阿拉伯语、中文、韩语、俄语、索马里语、西班牙语和越南语版本。勾选显示“I agree to the Terms and Conditions（我同意条款和条件）”的方框，即表示同意这些条款



Terms & conditions [Download / Print](#)

Good To Go!™
ACCOUNT HOLDER TERMS AND CONDITIONS

THESE TERMS AND CONDITIONS CONSTITUTE THE WASHINGTON STATE DEPARTMENT OF TRANSPORTATION (WSDOT **Good To Go!** CUSTOMER AGREEMENT (THE AGREEMENT). NOTHING IN THIS AGREEMENT RELEASES YOU, THE CUSTOMER, FROM FINES RESULTING FROM FAILURE TO ABIDE BY WASHINGTON STATE LAWS AND REGULATIONS.

☐ I agree to the [Terms and Conditions](#) *

PAY NOW **BACK**

同意后，您需要在页面右侧查看您的新账户信息，以确保您的联系信息和车辆信息准确无误。

然后点击页面底部的紫色“PAY NOW（立即支付）”按钮。

恭喜！您已经开设了一个 *Good To Go!* 账户。您将被转至一个确认账户已开设的页面，其中包括确认号码和您的客户 ID。这些信息也将发送到您开设账户时使用的电子邮件地址。

如果您有任何疑问、在开设账户时遇到问题，或需要进一步的帮助，请致电客户服务电话 1-866-936-8246。您可以免费获得翻译服务。